

LEUCHTTURM1917
Denken mit der Hand*

Catalogue 2026







Think with the hand*

*Writing by hand is thinking on paper. Thoughts grow into words, sentences and pictures. Memories become stories. Ideas are transformed into projects. Notes inspire insight. We write and understand, learn, see and **think – with the hand.**

Discover more on the following pages.

These pictures are featured in our new online magazine Writers & Thinkers. For more information, go to → **page 200.**

8 reasons why writing with the hand makes you smarter. And probably even happier.

01 | The hand

To grip is to grasp

“The hand is the window to the mind” said the German philosopher Immanuel Kant almost three hundred years ago. We see the world with our eyes but we really “grasp” it with our hands. Our sense of touch is so sophisticated that we are able to describe in much greater detail things we have grasped with our hands in the dark than things we have only seen with our eyes. Every contact, each touch sets off a chain reaction of connections in the brain – and accelerates our thinking.

Write with pen and paper – and ignite your inner potential.

02 | Think

Writing trains the mind

It takes time for us to learn how to read. And it takes years until our handwriting joins the individual letters in a smoothly flowing movement, which in turn inspires our thoughts to flow freely. It is precisely this complex interplay of fine motor skills, abstraction and imagination that makes writing by hand a veritable symphony of the synapses. Writing by hand strengthens the connection between the right and left hemispheres of the brain. From the point of view of the human brain, very few things are as integral and sophisticated as writing with pen and paper.

Write down your thoughts – and stimulate all areas of your brain.

03 | Understand

Write to learn

Typing is not writing. No keyboard can replace the valuable thinking and processing mechanisms that occur when we put pen to paper. Students have deeper learning experiences when they make handwritten notes. Preschoolers develop language skills more easily with frequent use of pen and paper. And even words in a foreign language are committed to memory better the moment we write them down – regardless of which language it is and how old we are. Knowledge is a resource that multiplies when used. As soon as we write something down by hand, we increase our knowledge.

Study with pen and paper – and enhance your personal learning curve.





04 | Act

Writing is thinking on paper

The mind can only think a limited number of steps in advance. That's why our heads sometimes buzz and most people can't plan more than five consecutive chess moves. But as soon as we pick up a pen and put it to paper, we allow our thoughts to run free. We escape the inner confusion, simply by putting our thoughts in order. This empowers us to step back. And the resulting distance helps us to objectively view plans and projects. By writing our thoughts down, we bring them to life. By putting our plans on paper, we increase the chances of actually putting them into practice.

Write down what's going through your mind – the reward is clarity and insight.

05 | Classify

Lists are liberating

No draft is set in stone. Schedules are hardly ever kept. There are never enough hours in a day. Most of our worries revolve around constantly changing tasks and projects – and pen and paper can achieve clarity and calm here, as well. Each handwritten list frees the mind, facilitates analysis and sharpens focus. Lists help us to separate the important from the urgent. We use them to restructure projects, classify and prioritise. And we sometimes forge relationships on paper that we previously weren't aware of. Even this process is certainly quicker, more intuitive and efficient with the use of pen and paper. Not to mention the satisfaction that comes from crossing a completed task off your list!

Plan your projects with lists – and you'll hold control over them in your hand.

06 | Discover

Writers are wanderers

Many authors still write their novels by hand because they want to discover where the journey will take them. Putting words down on paper is like embarking on a journey – we know where it starts – but not where it will end. Unlike texts on a monitor, sentences written on paper have a lasting quality. The pen reinforces this effect, gently driving the hand over the page, from one word to the next. Instead of simply deleting a sentence with the back key or tearing the sheet of paper out of the typewriter, we move forward in the direction of our thoughts, which (loosely based on Kleist) we compose while writing. If you have a complex problem but no solution in sight, just pick up your pen and paper and start – writing is striding forth in spirit; one sentence follows another, one idea after the next. Suddenly, characters and ideas emerge, formed by the previous thought – apparently conceived out of the blue, but ultimately created by hand.

Write down your thoughts by hand – and explore the world.



07 | Let go

Writing down frees the mind

Writing is release. It allows us to understand, process, think, unwind and free ourselves from many things that dampen the spirit. Once we write something down, we feel relieved. Writing by hand stimulates areas in the brain that are also active when we meditate. We calm down, think more clearly, review our thoughts – ultimately letting some of them go. Scientists also confirm these findings – writing by hand not only helps to understand, it also helps to process ideas, let go of them or cast them aside. It doesn't have to be a diary. Even the smallest to-do list lifts the weight and creates great lightness.

**Write down what you want to give up –
and discover inner peace.**

08 | Remember

Writing by hand is the way to stay

Writing by hand is a physical act. Every single letter, word, underscored passage, circle or mark that you put on paper leaves traces that remain in our physical memory. Most people can remember an exciting part in a book even months after reading it. Handwriting has a similar, yet stronger effect. In the transcript of a lecture that is teeming with references, we recall the ideas we had when we were sitting in the lecture hall. The recollection of the situation in which we wrote each handwritten text can still rise before our inner eye even years later. The briefest handwritten note takes us on a journey through time. This is the reason why so many people keep their notebooks. And why famous people's manuscripts are so popular – because handwriting says so much about a person's character.

**Write with pen and paper –
and track your personal history.**



These pictures are featured in our new online magazine Writers & Thinkers. For more information, go to → [page 200](#).

Dear Partners,

Reaching for the stars with our thoughts. The motif of our “Grow your Mind” campaign shows an outstretched arm holding a Drehgriffel against a radiant gradient – a tribute to the powerful designs of the 1970s, an era defined by creativity and a belief in change.

Today, we need that spirit more than ever. LEUCHTTURM1917 stands for a renewed appreciation of the power of the written word – for the magic of the moment when pen meets paper.

Good things often begin in silence. A fleeting thought unfolds its strength through reflection and the conscious act of writing it down. In this way, notes turn into new perspectives, sketches become concrete plans, and fragments form a harmonious whole.

LEUCHTTURM1917 accompanies this process. Our products create space for ideas to grow – they open doors to a world where thoughts take shape and ideas find their way. “Grow your Mind” is our invitation to everyone: to stay curious, to see change as an opportunity, and to take an active role in shaping the future.

Thank you for your trust. We look forward to continuing this journey together with you.


Best regards,



Kurt Stürken



Axel Stürken



Max Stürken



Philip Döbler

1

New products

New colours	12
Jottbook Pur	16
Planners 2027	↓ 20
New planner colours	20
Quarterly	22
Colourful Seasons	24
Booklet	
Monthly Planner	26
Updates	27
New products	
at the Point of Sale	28

2

Notebooks

Overview	32
Master	44
Composition	46
Medium	↓ 48
Hardcover	48
Softcover	50
Paperback	52
Pocket	54

3

Editions

Overview	58
Bullet Journal®	↓ 60
Bullet Journal®	64
Pocket	64
Bullet Journal®	66
Drehgriffel	66
120g Edition	68
Outlines	72
Bauhaus Edition	↓ 74
Notebook	74
Pen Loop	75
Drehgriffel	76
Some Lines A Day	78
Notepad	80
Jottbook Double	82
Sketchbooks	84
Address book	86
Notebook	
with staves	87

4

Writing instruments & accessories

Drehgriffel	↓ 90
Drehgriffel Nr. 1	92
Drehgriffel Nr. 2	94
Refills	96
Pen Loops	98
Pencils	99
Planner stickers	100

5

Planners 2027

Overview	104
12-month planners	↓ 108
Weekly Planner & Notebook Ruled	108
Weekly Planner & Notebook Dotted	110
Weekly Planner	112
Week Planner	114
Daily Planner	116
Daily Planner Dotted	118
16-month planners	↓ 120
Monthly Planner with notebook	120
18-month planners	↓ 122
Weekly Planner & Notebook Ruled	122
Weekly Planner	124
Academic Week Planner	126

6

Storage

Cases and boxes	↓ 130
Card cases	130
Book boxes	132
Portfolios and springback binders	↓ 134
Peka-Springback binders	134
Peka-Springback binders – special formats	136
Certificate portfolios	138
Music portfolios	139

7

Sales promotion

Basics	142
Shopfitting systems	↓ 144
Illuminated shelving	144
Illuminated gondola	148
Bookends and Shelf Talker	149
Tower and counter displays	150
New colours	
Displays and POS material	152
Shop window	154
Table and shelf displays	↓ 156
for notebooks	156
for pencils	158
for Pen Loops	159
Displays and POS material for the Drehgriffel	160
POS material	↓ 166
Bullet Journal®	166
120g Edition	168
Bauhaus Edition	169
Sample book	170
Bookrest	170
Brand flyer	171
Shopping bags	171
Posters	172
Gift boxes	174

8

Customisation

Personalisation	↓ 178
Name embossing – Notebook	180
Name engraving – Drehgriffel	182
Logo embossing and engraving	↓ 184
Finishing	186
Leuchtturm1917	
Publishers	188
Highlights	192
Sustainability	196
Writers & Thinkers	200
Service	203

New products

New colours	12
Jottbook Pur	16
Planners 2027	↓ 20
New planner colours	20
Quarterly	22
Colourful Seasons	24
Booklet Monthly Planner	26
Updates	27
New products at the Point of Sale	28


ucts 1

ucts

GROW YOUR MIND



with the new colours:
Indigo, Sunflower, Pumpkin and Cherry


















Growth begins in the mind – with
an idea, an impulse, a word.
With every stroke.
With every note.
With every moment of focus, your mind
expands and opens up new possibilities.
We call it **GROW YOUR MIND.**



Notebooks | Medium (A5) | 145 × 210 mm

Hardcover, 251 numbered pages | **Softcover**, 123 numbered pages, 80 g/m² paper

		Hardcover				Softcover		
								
Indigo		373989	373990	373991	373992	374002	374003	374004
Sunflower		373985	373986	373987	373988	373999	374000	374001
Pumpkin		373981	373982	373983	373984	373996	373997	373998
Cherry		373976	373977	373978	373979	373993	373994	373995





		Drehgriffel Nr. 1 ballpoint pen with royal blue ink (line width M)	Drehgriffel Nr. 1 with gel refill with black ink (line width 0.5 mm)	Drehgriffel Nr. 2 mechanical pencil with graphite lead HB (line width 0.7 mm)
Indigo		374008	374012	374016
Sunflower		374007	374011	374015
Pumpkin		374006	374010	374014
Cherry		374005	374009	374013

New colours



Displays for the perfect product presentation can be found on → **page 152**

Pen Loops, 40 × 40 mm self-adhesive elastic loop

Indigo		374021
Sunflower		374020
Pumpkin		374019
Cherry		374018

Assorted unit, 20 pieces

5x per colour	374017
---------------	--------



Pencils

Lead thickness HB

Indigo		374029
Sunflower		374028
Pumpkin		374027
Cherry		374026



Jottbook Pur

Ease into new thoughts





LEUCHTTURM1917
Denken mit der Hand*

3
Jottbook
Pur













- A5
- Stitch Binding
- 80 pages
- Pocket
- Labels

LEUCHTTURM1917
Jottbook Pur

Plain



Jottbook Pur (Set of 3) | Cardboard cover | Medium (A5) | 145 × 210 mm |
80 numbered pages | Pocket (A6) | 90 × 150 mm | 64 numbered pages

	Medium		Pocket	
				
Lilac	 400687	400695	400711	400719
Dusty Rose	 400688	400696	400712	400720
Cherry	 400689	400697	400713	400721
Sunflower	 400690	400698	400714	400722
Forest Green	 400691	400699	400715	400723
Mint Green	 400692	400700	400716	400724
Indigo	 400693	400701	400717	400725
Black	 400694	400702	400718	400726



Jottbook Pur

Simple at first glance, yet different. The new Jottbook Pur is – quite simply – a lightweight paper notebook with a stitched binding. Different from simple, however, is the fact that we have launched it in eight classic LEUCHTTURM1917 cover colours. A textured embossing on the cardboard cover reinforces its structure, enhances the vibrancy of the colours and gives the Jottbook Pur a pleasant tactile feel. The pages, made from trusted LEUCHTTURM1917 paper, are numbered and half of them are perforated, allowing individual sheets to be removed with ease. A pocket in the cover and a sticker for archiving further extend the practicality of the new Jottbook Pur. Simple, beautiful and uncomplicated.

- 1 **Pocket in the Jottbook spine**
- 2 **Always in a set of three**
- 3 **Title stickers for labels and archiving**
- 4 **Half of the pages perforated**
- 5 **2 formats: Medium (A5) | Pocket (A6)**
2 rulings: Plain | Dotted



(W/H/D: 236 × 792 × 236 mm)
Rotary Display, unequipped
Rotary Display, equipped

Item no.: 400790
Item no.: 400791



PLAN TO GROW



Planning the upcoming year with our 2027 planners - also available in the new colours **Indigo**, **Sunflower**, **Pumpkin** and **Cherry**.

See from → **page 104.**

2027






Quarterly Daily Planner 2027

**One page per day.
One planner per quarter.
One year in every Quarterly.**

A daily planner offers plenty of space on each page for planning, reflection and notes. Yet a traditional planner with 365 pages for an entire year is often heavy and cumbersome.

The Quarterly provides an elegant solution: it divides the year into four slim planner booklets – one for each quarter, colour-coordinated and safely stored in an elegant slipcase. In this way, a thick planner becomes a set of four handy companions. Light, compact and always with you.

Because life happens everywhere you go!



Quarterly – Daily Planner 2027

	Flexcover
Format & dimensions in mm	Pocket 90 × 150
Shades of Rose	400373
Shades of Green	400374

Product details

Four quarterly planners, each featuring:

- Calendar overview 2027
- 12-month planning overviews, continuous within each quarterly planner
- Overview of moon phases and international holidays
- Pocket on the rear endpaper
- 1 striped bookmark
- Self-adhesive label for archiving
- 80 g/m² acid-free paper
- High ink compatibility

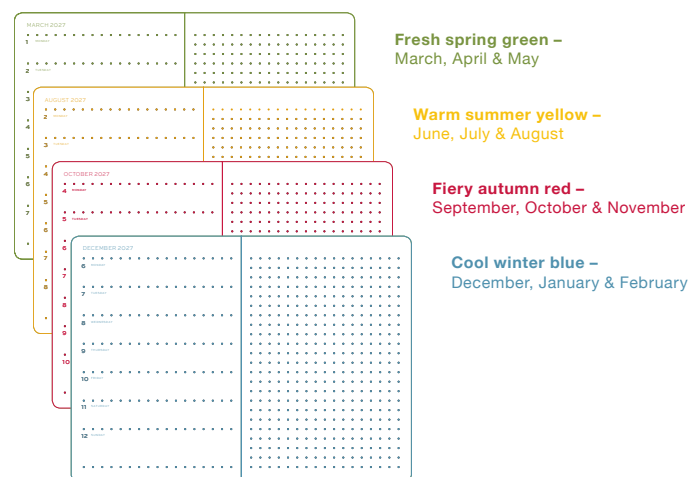




Colourful Seasons Edition 2027

A year in seasonal colours





Our first planner whose pages change colour with the seasons. As nature shifts its rhythm, so do the colours that surround us, inspire us and accompany us throughout the year. The limited Colourful Seasons Edition makes the course of the seasons visible. For the first time, the print colour within the book block changes to match each of the four seasons: fresh spring green, summery yellow, autumnal red and cool winter blue. Bound in fine book cloth – available in green, yellow, red or blue – these planners offer a unique colour experience throughout the entire year.



Product details

- Calendar overviews for 2026, 2027 and 2028
- Planning overview from 01.2027-12.2028
- Phases of the moon and international holidays
- Project planner
- Colour printing coordinated with the season
- Expandable pocket
- Detachable pages for notes
- 2 bookmarks
- Self-adhesive labels for archiving
- 80 g/m² acid-free paper
- High ink compatibility

Colourful Seasons Edition | 12 months

		Hardcover
Format & dimensions in mm		Medium 145 × 210
Green		400368
Yellow		400369
Red		400370
Blue		400371



Booklet Monthly Planner 2027

An upgrade for your notebook. This planner is a slim booklet that fits perfectly into the notebook's expandable pocket. Once it's been filled, you simply transfer the monthly planner into your new notebook. This way, your planning can continue seamlessly throughout the year. The Monthly Planner Booklet is available for the Medium (A5) and Composition (B5) notebook formats.



Product details

- Calendar overviews for 2026, 2027 and 2028
- International holidays overview 2027
- Monthly overview from 12.2026-03.2028
- 3 dotted pages for notes



Booklet Monthly Planner 2027

(W/H: 134 × 201 mm)

For Medium (A5) notebooks

Item no.: 400366

(W/H: 168 × 224 mm)

For Composition (B5) notebooks

Item no.: 400367

Updates

Notebook Composition (B5), Paperback (B6+) and Pocket (A6)

These formats are available in both Hardcover and Softcover bindings and now come in **Indigo**.

See from → **Page 46**.



Pen Loop XL

The **Pen Loop XL** is now also available in **Dusty Rose**.

See → **Page 98**.

Presentation frame

A new colour gradient is now available for the **Drehgriffel** frames.

See → **Page 162**.



New products at the Point of Sale



Display case

Where should the eye wander?
The display case draws attention immediately. Beneath its acrylic cover, product highlights are given the perfect stage. An optional insert is available, specifically designed for presenting the bestsellers: the Medium notebook, Pen Loop and Drehgriffel.

Display case, unequipped

(W/H/D: 349 × 115 × 270 mm) Item no.: 400663

Table displays for Drehgriffel refills

Refills from LEUCHTTURM1917 are an essential accessory for the Drehgriffel. We offer our customers a selection of different colours and line widths. To ensure that the refills can be presented clearly alongside the Drehgriffel displays, we have developed a table display that showcases the refills exactly where they need to be seen.

Available in two versions, designed to hold up to either 25 or 50 Drehgriffel refills.

Refill table display 25, unequipped

(W/H/D: 248 × 310 × 140 mm) Item no.: 400672

Refill table display 50, unequipped

(W/H/D: 248 × 450 × 220 mm) Item no.: 400675





Protective cover for Drehgriffel Rotary Display

An acrylic cover protects the Drehgriffel from “overly quick” access. At the same time, it enhances the premium appearance of the products. The cover can be added easily and is attached to the display using two adhesive points. It is not pre-installed and is available only as an optional accessory.

Protective cover for Drehgriffel Rotary Display

(W/H/D: 336 × 90 × 20 mm)

Item no.: 400677



Drehgriffel 3D model stand

The Drehgriffel is not just a pen – its distinctive design language makes it an unmistakable design object. To highlight this clearly and visibly at the point of sale, we have developed a display stand that draws attention. Produced using 3D printing, the Drehgriffel is mounted tip-down on a small metal plate that ensures a stable and secure stand.

Drehgriffel 3D model stand

(W/H/D: 100 × 600 × 100 mm) Item no.: 400664

Notes book

e 2 ks

Overview	32
Master	44
Composition	46
Medium	↓ 48
Hardcover	48
Softcover	50
Paperback	52
Pocket	54

Notebooks

	<div>A4+</div>				<div>B5</div>			
<div>Classic colours</div> <div>Powder</div> <div>Lilac</div> <div>Dusty Rose</div> <div>Port Red</div> <div>Rising Sun</div> <div>Spring Leaf</div> <div>Sage</div> <div>Olive</div> <div>Forest Green</div> <div>Mint Green</div> <div>Pacific Green</div> <div>Deep Sea</div> <div>Stone Blue</div> <div>Navy</div> <div>Black</div> <div>New colours</div> <div>Cherry</div> <div>Pumpkin</div> <div>Sunflower</div> <div>Indigo</div>	Master Classic		Master Slim		Composition			
	Hardcover		Hardcover		Hardcover		Softcover	
	<div><div></div><div></div><div></div><div></div></div>		<div><div></div><div></div><div></div><div></div></div>		<div><div></div><div></div><div></div><div></div></div>		<div><div></div><div></div><div></div><div></div></div>	
					<div><div></div><div></div><div></div></div>		<div><div></div><div></div><div></div></div>	
			<div><div></div><div></div><div></div><div></div></div>		<div><div></div><div></div><div></div></div>		<div><div></div><div></div><div></div></div>	
	<div><div></div><div></div><div></div><div></div></div>		<div><div></div><div></div><div></div><div></div></div>		<div><div></div><div></div><div></div></div>		<div><div></div><div></div><div></div></div>	
					<div><div></div><div></div><div></div></div>		<div><div></div><div></div><div></div></div>	
	<div><div></div><div></div><div></div><div></div></div>		<div><div></div><div></div><div></div><div></div></div>		<div><div></div><div></div><div></div></div>		<div><div></div><div></div><div></div></div>	
	<div>page →</div>		44		46			

<div>A5</div>		<div>B6+</div>		<div>A6</div>	
Medium		Paperback		Pocket	
Hardcover	Softcover	Hardcover	Softcover	Hardcover	Softcover
<div> <div></div> <div></div> <div></div> <div></div> </div>	<div> <div></div> <div></div> <div></div> <div></div> </div>	<div> <div></div> <div></div> <div></div> <div></div> </div>	<div> <div></div> <div></div> <div></div> <div></div> </div>	<div> <div></div> <div></div> <div></div> <div></div> </div>	<div> <div></div> <div></div> <div></div> <div></div> </div>
<div> <div></div> <div></div> <div></div> <div></div> </div>					
<div> <div></div> <div></div> <div></div> <div></div> </div>	<div> <div></div> <div></div> <div></div> </div>	<div> <div></div> <div></div> <div></div> </div>	<div> <div></div> <div></div> <div></div> </div>	<div> <div></div> <div></div> <div></div> <div></div> </div>	<div> <div></div> <div></div> <div></div> </div>
<div> <div></div> <div></div> <div></div> <div></div> </div>	<div> <div></div> <div></div> <div></div> </div>	<div> <div></div> <div></div> <div></div> </div>	<div> <div></div> <div></div> <div></div> </div>	<div> <div></div> <div></div> <div></div> <div></div> </div>	<div> <div></div> <div></div> <div></div> </div>
<div> <div></div> <div></div> <div></div> <div></div> </div>					
<div> <div></div> <div></div> <div></div> <div></div> </div>	<div> <div></div> <div></div> <div></div> </div>	<div> <div></div> <div></div> <div></div> </div>	<div> <div></div> <div></div> <div></div> </div>	<div> <div></div> <div></div> <div></div> <div></div> </div>	<div> <div></div> <div></div> <div></div> </div>
<div> <div></div> <div></div> <div></div> <div></div> </div>	<div> <div></div> <div></div> <div></div> </div>				
<div> <div></div> <div></div> <div></div> <div></div> </div>	<div> <div></div> <div></div> <div></div> </div>	<div> <div></div> <div></div> <div></div> </div>	<div> <div></div> <div></div> <div></div> </div>	<div> <div></div> <div></div> <div></div> <div></div> </div>	<div> <div></div> <div></div> <div></div> </div>
<div> <div></div> <div></div> <div></div> <div></div> </div>					
<div> <div></div> <div></div> <div></div> <div></div> </div>	<div> <div></div> <div></div> <div></div> </div>				
<div> <div></div> <div></div> <div></div> <div></div> </div>	<div> <div></div> <div></div> <div></div> </div>	<div> <div></div> <div></div> <div></div> </div>	<div> <div></div> <div></div> <div></div> </div>	<div> <div></div> <div></div> <div></div> <div></div> </div>	<div> <div></div> <div></div> <div></div> </div>
<div> <div></div> <div></div> <div></div> <div></div> </div>	<div> <div></div> <div></div> <div></div> </div>	<div> <div></div> <div></div> <div></div> </div>	<div> <div></div> <div></div> <div></div> </div>	<div> <div></div> <div></div> <div></div> <div></div> </div>	<div> <div></div> <div></div> <div></div> </div>
<div> <div></div> <div></div> <div></div> <div></div> </div>	<div> <div></div> <div></div> <div></div> </div>	<div> <div></div> <div></div> <div></div> </div>	<div> <div></div> <div></div> <div></div> </div>	<div> <div></div> <div></div> <div></div> <div></div> </div>	<div> <div></div> <div></div> <div></div> </div>
<div> <div></div> <div></div> <div></div> <div></div> </div>	<div> <div></div> <div></div> <div></div> </div>	<div> <div></div> <div></div> <div></div> </div>	<div> <div></div> <div></div> <div></div> </div>	<div> <div></div> <div></div> <div></div> <div></div> </div>	<div> <div></div> <div></div> <div></div> </div>
<div> <div></div> <div></div> <div></div> <div></div> </div>	<div> <div></div> <div></div> <div></div> </div>	<div> <div></div> <div></div> <div></div> </div>	<div> <div></div> <div></div> <div></div> </div>	<div> <div></div> <div></div> <div></div> <div></div> </div>	<div> <div></div> <div></div> <div></div> </div>
<div> <div></div> <div></div> <div></div> <div></div> </div>	<div> <div></div> <div></div> <div></div> </div>	<div> <div></div> <div></div> <div></div> </div>	<div> <div></div> <div></div> <div></div> </div>	<div> <div></div> <div></div> <div></div> <div></div> </div>	<div> <div></div> <div></div> <div></div> </div>
<div> <div></div> <div></div> <div></div> <div></div> </div>	<div> <div></div> <div></div> <div></div> </div>	<div> <div></div> <div></div> <div></div> </div>	<div> <div></div> <div></div> <div></div> </div>	<div> <div></div> <div></div> <div></div> <div></div> </div>	<div> <div></div> <div></div> <div></div> </div>
<div> <div></div> <div></div> <div></div> <div></div> </div>	<div> <div></div> <div></div> <div></div> </div>	<div> <div></div> <div></div> <div></div> </div>	<div> <div></div> <div></div> <div></div> </div>	<div> <div></div> <div></div> <div></div> <div></div> </div>	<div> <div></div> <div></div> <div></div> </div>
<div> <div></div> <div></div> <div></div> <div></div> </div>	<div> <div></div> <div></div> <div></div> </div>	<div> <div></div> <div></div> <div></div> </div>	<div> <div></div> <div></div> <div></div> </div>	<div> <div></div> <div></div> <div></div> <div></div> </div>	<div> <div></div> <div></div> <div></div> </div>
<div> <div></div> <div></div> <div></div> <div></div> </div>	<div> <div></div> <div></div> <div></div> </div>	<div> <div></div> <div></div> <div></div> </div>	<div> <div></div> <div></div> <div></div> </div>	<div> <div></div> <div></div> <div></div> <div></div> </div>	<div> <div></div> <div></div> <div></div> </div>
<div> <div></div> <div></div> <div></div> <div></div> </div>	<div> <div></div> <div></div> <div></div> </div>	<div> <div></div> <div></div> <div></div> </div>	<div> <div></div> <div></div> <div></div> </div>	<div> <div></div> <div></div> <div></div> <div></div> </div>	<div> <div></div> <div></div> <div></div> </div>
<div> <div></div> <div></div> <div></div> <div></div> </div>	<div> <div></div> <div></div> <div></div> </div>	<div> <div></div> <div></div> <div></div> </div>	<div> <div></div> <div></div> <div></div> </div>	<div> <div></div> <div></div> <div></div> <div></div> </div>	<div> <div></div> <div></div> <div></div> </div>
<div> <div></div> <div></div> <div></div> <div></div> </div>	<div> <div></div> <div></div> <div></div> </div>	<div> <div></div> <div></div> <div></div> </div>	<div> <div></div> <div></div> <div></div> </div>	<div> <div></div> <div></div> <div></div> <div></div> </div>	<div> <div></div> <div></div> <div></div> </div>
<div> <div></div> <div></div> <div></div> <div></div> </div>	<div> <div></div> <div></div> <div></div> </div>	<div> <div></div> <div></div> <div></div> </div>	<div> <div></div> <div></div> <div></div> </div>	<div> <div></div> <div></div> <div></div> <div></div> </div>	<div> <div></div> <div></div> <div></div> </div>
<div> <div></div> <div></div> <div></div> <div></div> </div>	<div> <div></div> <div></div> <div></div> </div>	<div> <div></div> <div></div> <div></div> </div>	<div> <div></div> <div></div> <div></div> </div>	<div> <div></div> <div></div> <div></div> <div></div> </div>	<div> <div></div> <div></div> <div></div> </div>
<div> <div></div> <div></div> <div></div> <div></div> </div>	<div> <div></div> <div></div> <div></div> </div>	<div> <div></div> <div></div> <div></div> </div>	<div> <div></div> <div></div> <div></div> </div>	<div> <div></div> <div></div> <div></div> <div></div> </div>	<div> <div></div> <div></div> <div></div> </div>
<div> <div></div> <div></div> <div></div> <div></div> </div>	<div> <div></div> <div></div> <div></div> </div>	<div> <div></div> <div></div> <div></div> </div>	<div> <div></div> <div></div> <div></div> </div>	<div> <div></div> <div></div> <div></div> <div></div> </div>	<div> <div></div> <div></div> <div></div> </div>
<div> <div></div> <div></div> <div></div> <div></div> </div>	<div> <div></div> <div></div> <div></div> </div>	<div> <div></div> <div></div> <div></div> </div>	<div> <div></div> <div></div> <div></div> </div>	<div> <div></div> <div></div> <div></div> <div></div> </div>	<div> <div></div> <div></div> <div></div> </div>
<div> <div></div> <div></div> <div></div> <div></div> </div>	<div> <div></div> <div></div> <div></div> </div>	<div> <div></div> <div></div> <div></div> </div>	<div> <div></div> <div></div> <div></div> </div>	<div> <div></div> <div></div> <div></div> <div></div> </div>	<div> <div></div> <div></div> <div></div> </div>
<div> <div></div> <div></div> <div></div> <div></div> </div>	<div> <div></div> <div></div> <div></div> </div>	<div> <div></div> <div></div> <div></div> </div>	<div> <div></div> <div></div> <div></div> </div>	<div> <div></div> <div></div> <div></div> <div></div> </div>	<div> <div></div> <div></div> <div></div> </div>
<div> <div></div> <div></div> <div></div> <div></div> </div>	<div> <div></div> <div></div> <div></div> </div>	<div> <div></div> <div></div> <div></div> </div>	<div> <div></div> <div></div> <div></div> </div>	<div> <div></div> <div></div> <div></div> <div></div> </div>	<div> <div></div> <div></div> <div></div> </div>
<div> <div></div> <div></div> <div></div> <div></div> </div>	<div> <div></div> <div></div> <div></div> </div>	<div> <div></div> <div></div> <div></div> </div>	<div> <div></div> <div></div> <div></div> </div>	<div> <div></div> <div></div> <div></div> <div></div> </div>	<div> <div></div> <div></div> <div></div> </div>
<div> <div></div> <div></div> <div></div> <div></div> </div>	<div> <div></div> <div></div> <div></div> </div>	<div> <div></div> <div></div> <div></div> </div>	<div> <div></div> <div></div> <div></div> </div>	<div> <div></div> <div></div> <div></div> <div></div> </div>	<div> <div></div> <div></div> <div></div> </div>
<div> <div></div> <div></div> <div></div> <div></div> </div>	<div> <div></div> <div></div> <div></div> </div>	<div> <div></div> <div></div> <div></div> </div>	<div> <div></div> <div></div> <div></div> </div>	<div> <div></div> <div></div> <div></div> <div></div> </div>	<div> <div></div> <div></div> <div></div> </div>
<div> <div></div> <div></div> <div></div> <div></div> </div>	<div> <div></div> <div></div> <div></div> </div>	<div> <div></div> <div></div> <div></div> </div>	<div> <div></div> <div></div> <div></div> </div>	<div> <div></div> <div></div> <div></div> <div></div> </div>	<div> <div></div> <div></div> <div></div> </div>
<div> <div></div> <div></div> <div></div> <div></div> </div>	<div> <div></div> <div></div> <div></div> </div>	<div> <div></div> <div></div> <div></div> </div>	<div> <div></div> <div></div> <div></div> </div>	<div> <div></div> <div></div> <div></div> <div></div> </div>	<div> <div></div> <div></div> <div></div> </div>
<div> <div></div> <div></div> <div></div> <div></div> </div>	<div> <div></div> <div></div> <div></div> </div>	<div> <div></div> <div></div> <div></div> </div>	<div> <div></div> <div></div> <div></div> </div>	<div> <div></div> <div></div> <div></div> <div></div> </div>	<div> <div></div> <div></div> <div></div> </div>
<div> <div></div> <div></div> <div></div> <div></div> </div>	<div> <div></div> <div></div> <div></div> </div>	<div> <div></div> <div></div> <div></div> </div>	<div> <div></div> <div></div> <div></div> </div>	<div> <div></div> <div></div> <div></div> <div></div> </div>	<div> <div></div> <div></div> <div></div> </div>
<div> <div></div> <div></div> <div></div> <div></div> </div>	<div> <div></div> <div></div> <div></div> </div>	<div> <div></div> <div></div> <div></div> </div>	<div> <div></div> <div></div> <div></div> </div>	<div> <div></div> <div></div> <div></div> <div></div> </div>	<div> <div></div> <div></div> <div></div> </div>
<div> <div></div> <div></div> <div></div> <div></div> </div>	<div> <div></div> <div></div> <div></div> </div>	<div> <div></div> <div></div> <div></div> </div>	<div> <div></div> <div></div> <div></div> </div>	<div> <div></div> <div></div> <div></div> <div></div> </div>	<div> <div></div> <div></div> <div></div> </div>
<div> <div></div> <div></div> <div></div> <div></div> </div>	<div> <div></div> <div></div> <div></div> </div>	<div> <div></div> <div></div> <div></div> </div>	<div> <div></div> <div></div> <div></div> </div>	<div> <div></div> <div></div> <div></div> <div></div> </div>	<div> <div></div> <div></div> <div></div> </div>
<div> <div></div> <div></div> <div></div> <div></div> </div>	<div> <div></div> <div></div> <div></div> </div>	<div> <div></div> <div></div> <div></div> </div>	<div> <div></div> <div></div> <div></div> </div>	<div> <div></div> <div></div> <div></div> <div></div> </div>	<div> <div></div> <div></div> <div></div> </div>
<div> <div></div> <div></div> <div></div> <div></div> </div>	<div> <div></div> <div></div> <div></div> </div>	<div> <div></div> <div></div> <div></div> </div>	<div> <div></div> <div></div> <div></div> </div>	<div> <div></div> <div></div> <div></div> <div></div> </div>	<div> <div></div> <div></div> <div></div> </div>
<div> <div></div> <div></div> <div></div> <div></div> </div>	<div> <div></div> <div></div> <div></div> </div>	<div> <div></div> <div></div> <div></div> </div>	<div> <div></div> <div></div> <div></div> </div>	<div> <div></div> <div></div> <div></div> <div></div> </div>	<div> <div></div> <div></div> <div></div> </div>
<div> <div></div> <div></div> <div></div> <div></div> </div>	<div> <div></div> <div></div> <div></div> </div>	<div> <div></div> <div></div> <div></div> </div>	<div> <div></div> <div></div> <div></div> </div>	<div> <div></div> <div></div> <div></div> <div></div> </div>	<div> <div></div> <div></div> <div></div> </div>
<div> <div></div> <div></div> <div></div> <div></div> </div>	<div> <div></div> <div></div> <div></div> </div>	<div> <div></div> <div></div> <div></div> </div>	<div> <div></div> <div></div> <div></div> </div>	<div> <div></div> <div></div> <div></div> <div></div> </div>	<div> <div></div> <div></div> <div></div> </div>
<div> <div></div> <div></div> <div></div> <div></div> </div>	<div> <div></div> <div></div> <div></div> </div>	<div> <div></div> <div></div> <div></div> </div>	<div> <div></div> <div></div> <div></div> </div>	<div> <div></div> <div></div> <div></div> <div></div> </div>	<div> <div></div> <div></div> <div></div> </div>
<div> <div></div> <div></div> <div></div> <div></div> </div>	<div> <div></div> <div></div> <div></div> </div>	<div> <div></div> <div></div> <div></div> </div>	<div> <div></div> <div></div> <div></div> </div>	<div> <div></div> <div></div> <div></div> <div></div> </div>	<div> <div></div> <div></div> <div></div> </div>
<div> <div></div> <div></div> <div></div> <div></div> </div>	<div> <div></div> <div></div> <div></div> </div>	<div> <div></div> <div></div> <div></div> </div>	<div> <div></div> <div></div> <div></div> </div>	<div> <div></div> <div></div> <div></div> <div></div> </div>	<div> <div></div> <div></div> <div></div> </div>
<div> <div></div> <div></div> <div></div> <div></div> </div>	<div> <div></div> <div></div> <div></div> </div>	<div> <div></div> <div></div> <div></div> </div>	<div> <div></div> <div></div> <div></div> </div>	<div> <div></div> <div></div> <div></div> <div></div> </div>	<div> <div></div> <div></div> <div></div> </div>
<div> <div></div> <div></div> <div></div> <div></div> </div>	<div> <div></div> <div></div> <div></div> </div>	<div> <div></div> <div></div> <div></div> </div>	<div> <div></div> <div></div> <div></div> </div>	<div> <div></div> <div></div> <div></div> <div></div> </div>	<div> <div></div> <div></div> <div></div> </div>
<div> <div></div> <div></div> <div></div> <div></div> </div>	<div> <div></div> <div></div> <div></div> </div>	<div> <div></div> <div></div> <div></div> </div>	<div> <div></div> <div></div> <div></div> </div>	<div> <div></div> <div></div> <div></div> <div></div> </div>	<div> <div></div> <div></div> <div></div> </div>
<div> <div></div> <div></div> <div></div> <div></div> </div>	<div> <div></div> <div></div> <div></div> </div>	<div> <div></div> <div></div> <div></div> </div>	<div> <div></div> <div></div> <div></div> </div>	<div> <div></div> <div></div> <div></div> <div></div> </div>	<div> <div></div> <div></div> <div></div> </div>
<div> <div></div> <div></div> <div></div> <div></div> </div>	<div> <div></div> <div></div> <div></div> </div>	<div> <div></div> <div></div> <div></div> </div>	<div> <div></div> <div></div> <div></div> </div>	<div> <div></div> <div></div> <div></div> <div></div> </div>	<div> <div></div> <div></div> <div></div> </div>
<div> <div></div> <div></div> <div></div> <div></div> </div>	<div> <div></div> <div></div> <div></div> </div>	<div> <div></div> <div></div> <div></div> </div>	<div> <div></div> <div></div> <div></div> </div>	<div> <div></div> <div></div> <div></div> <div></div> </div>	<div> <div></div> <div></div> <div></div> </div>
<div> <div></div> <div></div> <div></div> <div></div> </div>	<div> <div></div> <div></div> <div></div> </div>	<div> <div></div> <div></div> <div></div> </div>	<div> <div></div> <div></div> <div></div> </div>	<div> <div></div> <div></div> <div></div> <div></div> </div>	<div> <div></div> <div></div> <div></div> </div>
<div> <div></div> <div></div> <div></div> <div></div> </div>	<div> <div></div> <div></div> <div></div> </div>	<div> <div></div> <div></div> <div></div> </div>	<div> <div></div> <div></div> <div></div> </div>	<div> <div></div> <div></div> <div></div> <div></div> </div>	<div> <div></div> <div></div> <div></div> </div>
<div> <div></div> <div></div> <div></div> <div></div> </div>	<div> <div></div> <div></div> <div></div> </div>	<div> <div></div> <div></div> <div></div> </div>	<div> <div></div> <div></div> <div></div> </div>	<div> <div></div> <div></div> <div></div> <div></div> </div>	<div> <div></div> <div></div> <div></div> </div>
<div> <div></div> <div></div> <div></div> <div></div> </div>	<div> <div></div> <div></div> <div></div> </div>	<div> <div></div> <div></div> <div></div> </div>	<div> <div></div> <div></div> <div></div> </div>	<div> <div></div> <div></div> <div></div> <div></div> </div>	<div> <div></div> <div></div> <div></div> </div>
<div> <div></div> <div></div> <div></div> <div></div> </div>	<div> <div></div> <div></div> <div></div> </div>	<div> <div></div> <div></div> <div></div> </div>	<div> <div></div> <div></div> <div></div> </div>	<div> <div></div> <div></div> <div></div> <div></div> </div>	<div> <div></div> <div></div> <div></div> </div>
<div> <div></div> <div></div> <div></div> <div></div> </div>	<div> <div></div> <div></div> <div></div> </div>	<div> <div></div> <div></div> <div></div> </div>	<div> <div></div> <div></div> <div></div> </div>	<div> <div></div> <div></div> <div></div> <div></div> </div>	<div> <div></div> <div></div> <div></div> </div>
<div> <div></div> <div></div> <div></div> <div></div> </div>	<div> <div></div> <div></div> <div></div> </div>	<div> <div></div> <div></div> <div></div> </div>	<div> <div></div> <div></div> <div></div> </div>	<div> <div></div> <div></div> <div></div> <div></div> </div>	<div> <div></div> <div></div> <div></div> </div>
<div> <div></div> <div></div> <div></div> <div></div> </div>	<div> <div></div> <div></div> <div></div> </div>	<div> <div></div> <div></div> <div></div> </div>	<div> <div></div> <div></div> <div></div> </div>	<div> <div></div> <div></div> <div></div> <div></div> </div>	<div> <div></div> <div></div> <div></div> </div>
<div> <div></div> <div></div> <div></div> <div></div> </div>	<div> <div></div> <div></div> <div></div> </div>	<div> <div></div> <div></div> <div></div> </div>	<div> <div></div> <div></div> <div></div> </div>	<div> <div></div> <div></div> <div></div> <div></div> </div>	<div> <div></div> <div></div> <div></div> </div>
<div> <div></div> <div></div> <div></div> <div></div> </div>	<div> <div></div> <div></div> <div></div> </div>	<div> <div></div> <div></div> <div></div> </div>	<div> <div></div> <div></div> <div></div> </div>	<div> <div></div> <div></div> <div></div> <div></div> </div>	<div> <div></div> <div></div> <div></div> </div>
<div> <div></div> <div></div> <div></div> <div></div> </div>	<div> <div></div> <div></div> <div></div> </div>	<div> <div></div> <div></div> <div></div> </div>	<div> <div></div> <div></div> <div></div> </div>	<div> <div></div> <div></div> <div></div> <div></div> </div>	<div> <div></div> <div></div> <div></div> </div>
<div> <div></div> <div></div> <div></div> <div></div> </div>	<div> <div></div> <div></div> <div></div> </div>	<div> <div></div> <div></div> <div></div> </div>	<div> <div></div> <div></div> <div></div> </div>	<div> <div></div> <div></div> <div></div> <div></div> </div>	<div> <div></div> <div></div> <div></div> </div>
<div> <div></div> <div></div> <div></div> <div></div> </div>	<div> <div></div> <div></div> <div></div> </div>	<div> <div></div> <div></div> <div></div> </div>	<div> <div></div> <div></div> <div></div> </div>	<div> <div></div> <div></div> <div></div> <div></div> </div>	<div> <div></div> <div></div> <div></div> </div>
<div> <div></div> <div></div> <div></div> <div></div> </div>	<div> <div></div> <div></div> <div></div> </div>	<div> <div></div> <div></div> <div></div> </div>	<div> <div></div> <div></div> <div></div> </div>	<div> <div></div> <div></div> <div></div> <div></div> </div>	<div> <div></div> <div></div> <div></div></div>



LEUCHTTURM 1917
Denken mit der Hand

85

Punktuertes Notizbuch
Dotted notebook
Cover & pages perforated

Denken mit der Hand

- * Writing by hand is thinking on paper. Thoughts grow into words, sentences and pictures.
- Memories become stories.
- Ideas are transformed into projects.
- Notes inspire insight.
- We write and understand, learn, see and think - with the hand





Details make all the difference.

We have designed our notebook very carefully – down to the last detail. The pages are numbered and there is an empty table of contents that makes it easier for you to organise your notes. There are several perforated pages at the back of every notebook – just in case you want to share a note with someone else. All books come with a set of self-adhesive labels to help you with archiving.



Paginierung
pagination
pagination



Fadenheftung
thread-bound
reliure cousue

2

Lesezeichen
bookmarks
marque-pages

1

Falttasche
pocket
pochette



säurefrei
acid-free
sans acide

.....

perforierte Seiten
perforated pages
pages perforées



Sticker
labels
étiquettes



Inhaltsverzeichnis
table of contents
table des matières

Notebook formats

[illegible]

Master (A4+) | 225 × 315 mm

Slightly larger than A4 so that loose A4 pages can be fully placed inside the notebook to prevent frayed edges.

[illegible]

Composition (B5) | 178 x 254 mm

Iconic American size – smaller than A4 yet bigger than A5 – the same size as a tablet.

[illegible]

Medium (A5) | 145 x 210 mm

A double page is just the right size for A4 photocopies.

[illegible]

Paperback (B6+) | 125 x 190 mm

A convenient and compact format.
Inspired by the size of a paperback book.

[illegible]

Pocket (A6) | 90 x 150 mm

The size to carry around.
Fits into the inside pocket of a jacket.



Master (A4+)

Composition (B5)

Medium (A5)

Paperback (B6+)

Pocket (A6)

Cover


Softcover or Hardcover?

A clear question of personal preference.

We at Leuchtturm1917 understand this and that is why we offer increasingly more of our notebooks in both versions. Depending on the area of application and individual taste, the cover is a decisive factor.

The Softcover offers the advantage of maximum flexibility at less weight and is usually the ideal choice for anyone who likes to be on the go and ready to write at any moment.

The robust Hardcover not only offers sturdy protection, but also serves as a stable writing surface – for example at larger meetings, events or when travelling – it's there when there's no table to offer support.



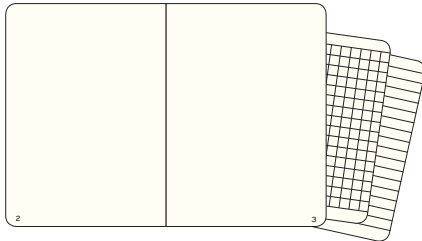




Rulings


To rule or not to rule – that is the question. While under certain circumstances you might make compromises with the cover colour, opinions differ when it comes to how a page is ruled.

From plain for absolute freedom to dotted for minimal support to ruled and squared for greater structural stability – whatever your needs, our page designs rule.




Plain

Clear pages, no margin, no date. Simply features the page number in the bottom corner. We also provide each plain notebook with a ruled and squared guideline page.



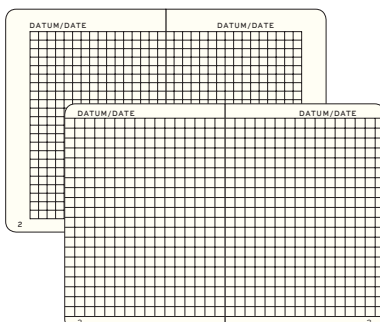
Dotted

Dots with 5 mm spacing provide a guide for writing, creating tables and drawings.



Ruled

Almost all sizes feature the standard 6 mm line spacing. Only our Master Classic notebook provides generous 8.5 mm line spacing on 235 pages. The notebooks in Master size have a side margin with space for comments.



Squared

Available in all sizes and versions – squared with precise 5 × 5 mm boxes. For calculations, tables and drawings. Our Master notebooks also feature a margin.



Master

Sometimes more is more. The Master notebook was the first notebook that we produced and we are still very fond of it. With its oversized A4+ format (225 × 315 mm), and compared with all smaller formats, it is a master of its class when it comes to order and clarity.

The highlight – loose sheets and handouts in A4 format are easily and invisibly stowed away between the pages or in the pocket on the inside of the back cover, just as in a file folder. We offer the Master format with two different thicknesses: As “Classic” edition with 235 numbered pages and as “Slim”, a slender version with only 123 numbered pages.



red**dot** winner

The paper quality of both versions is identical at 100 g/m² and thus significantly heavier than for all other notebooks. Due to the smaller page count, the Master Slim is significantly lighter and leaner than the Master Classic.










Ruled with either lines or grids, our Master notebooks have a page margin for comments and cross-referencing. The line height for lined Master Classic is 8.5 mm and 6 mm for Master Slim.













Classic
235 numbered pages

Slim
123 numbered pages

Notebooks | Master Classic (A4+) | 225 × 315 mm Hardcover, 235 numbered pages, 100 g/m² paper

					
Rising Sun		372333	372334	372335	372336
Sage		370259	370260	370261	370262
Forest Green		370263	370264	370265	370266
Navy		359870	359869	359867	359868
Black		308227	327366	327150	307959

Notebooks | Master Slim (A4+) | 225 × 315 mm Hardcover, 123 numbered pages, 100 g/m² paper

					
Dusty Rose		372337	372338	372339	372340
Rising Sun		368141	368142	368143	368144
Sage		363921	363920	363918	363919
Forest Green		370271	370272	370273	370274
Navy		342928	342929	342926	342927
Black		330754	321149	334917	310174

Displays for the perfect product presentation can be found starting on → **page 150**.



Composition

These notebooks offer significantly more space on each page than a Medium (A5) and are also smaller and more space-saving than a Master (A4+).


















The Composition format is the same size as B5, a working size that is suitable for pretty much any project.

This notebook format is available with a robust Hardcover and 219 numbered pages, as well as a flexible Softcover, which is significantly lighter, with only 123 numbered pages.

Both versions are equipped with the familiar Leuchtturm1917 details such as an expandable pocket, page numbers and a table of contents.



Notebooks | Composition (B5) | 178 × 254 mm
Hardcover, 219 numbered pages | **Softcover**, 123 numbered pages, 80 g/m² paper

		Hardcover				Softcover			
									
Lilac		368149	368150	368151	-	368152	368153	368154	-
Dusty Rose		372341	372342	372343	-	372363	372364	372365	-
Rising Sun		366165	366166	366167	-	365633	365634	365635	-
Sage		366171	366172	366173	-	363929	363928	363927	-
Forest Green		370278	370279	370280	-	370308	370309	370310	-
Stone Blue		366180	366181	366182	-	365636	365637	365638	-
Navy		366177	366178	366179	-	349299	349301	349300	-
Indigo	 New!	400542	400543	400544	-	400545	400546	400547	-
Black		366183	366184	366185	366186	349295	349298	349296	362870

Displays for the perfect product presentation can be found starting on → **page 150**.



Medium

Hardcover

There are many reasons why the **Medium (A5) notebook format is the most frequently purchased and used format**. It is the classic among notebook formats. Its size perfectly combines convenience and creative space for notes, plans and sketches. This is exactly what our customers appreciate and they can also choose between 251 and 411 numbered pages in the Hardcover version.




411 numbered pages

251 numbered pages



Notebooks | Medium (A5) | 145 × 210 mm, 80 g/m² paper Hardcover

		251 numbered pages				411 numbered pages		
								
Powder		361577	361576	361573	361575	-	-	-
Lilac		365480	365481	365482	365483	-	-	-
Dusty Rose		372184	372185	372186	372187	372921	372922	372923
Port Red		359697	359695	359691	359694	-	-	-
Rising Sun		363386	363387	363388	363389	372924	372925	372926
Spring Leaf		372192	372193	372194	372195	-	-	-
Sage		361585	361584	361582	361583	-	-	-
Olive		365488	365489	365490	365491	-	-	-
Forest Green		367254	367255	367256	367257	372927	372928	372929
Mint Green		367258	367259	367260	367261	-	-	-
Pacific Green		359698	359696	359692	359693	-	-	-
Deep Sea		372188	372189	372190	372191	-	-	-
Stone Blue		363333	363334	363335	363336	-	-	-
Navy		342924	342925	342922	342923	-	-	-
Black		311333	329398	300612	315928	372930	372931	372932
New colours								
Cherry		373976	373977	373978	373979	-	-	-
Pumpkin		373981	373982	373983	373984	-	-	-
Sunflower		373985	373986	373987	373988	-	-	-
Indigo		373989	373990	373991	373992	-	-	-

Displays for the perfect product presentation can be found starting on → **page 150**.



Medium

Softcover

Our classic is, of course, also available as a Softcover with 123 numbered pages.

Both versions – Hardcover and Softcover – feature the popular LEUCHTTURM1917 notebook details: a well-structured table of contents, perforated pages at the back for easy removal, and a practical pocket for storing loose notes and papers.



Notebooks | Medium (A5) | 145 × 210 mm, 80 g/m² paper
Softcover

		123 numbered pages			
Lilac		365496	365497	365498	-
Dusty Rose		372200	372201	372202	-
Rising Sun		363402	363403	363404	-
Spring Leaf		372207	372208	372209	-
Sage		361593	361592	361590	-
Forest Green		367268	367269	367270	-
Deep Sea		372204	372205	372206	-
Stone Blue		363398	363399	363400	-
Navy		362864	362850	362840	-
Black		318651	324804	308290	310337
New colours					
Cherry		373993	373994	373995	-
Pumpkin		373996	373997	373998	-
Sunflower		373999	374000	374001	-
Indigo		374002	374003	374004	-

Displays for the perfect product presentation can be found starting on → **page 150**.



Paperback

Paperback and backpack – somehow they are a perfect match, because this is all about smart solutions: functional, space-saving and yet fully equipped with everything you need when travelling.

This format is slightly smaller than a Medium (A5), but offers significantly more space than the next-smaller Pocket (A6).


















The Paperback (B6+) is similar in size to the classic paperback and is available as a robust Hardcover with 219 numbered pages or as a somewhat lighter Softcover with 123 numbered pages.

Of course, the Paperback also includes all the notebook features such as the expandable pocket, numbered pages and table of contents.



Notebooks | Paperback (B6+) | 125 × 190 mm

Hardcover, 219 numbered pages | **Softcover**, 123 numbered pages, 80 g/m² paper

		Hardcover				Softcover			
									
Lilac		368489	368491	368492	-	368155	368156	368157	-
Dusty Rose		372347	372348	372349	-	372369	372370	372371	-
Rising Sun		368496	368497	368498	-	365639	365640	365641	-
Sage		368502	368503	368504	-	363935	363934	363933	-
Forest Green		370287	370288	370289	-	370317	370318	370319	-
Stone Blue		368511	368512	368513	-	365642	365643	365644	-
Navy		368508	368509	368510	-	358319	358318	358317	-
Indigo	 New!	400548	400549	400550	-	400551	400552	400553	-
Black		368514	368515	368516	368517	358292	358291	358288	362869

Displays for the perfect product presentation can be found starting on → **page 150**.



Pocket

The perfect pocket size: small, portable and literally fits in every pocket.


















For travelling, always readily available, so that no thoughts just slip away, but can be instantly captured.

The Hardcover version has 187 numbered pages, while the Softcover version has 123 numbered pages.

Although it is compact, it has all the functional Leuchtturm1917 notebook details such as a table of contents, two bookmarks and a pocket for storing loose papers.



Notebooks | Pocket (A6) | 90 × 150 mm
Hardcover, 187 numbered pages | **Softcover**, 123 numbered pages, 80 g/m² paper

		Hardcover				Softcover			
									
Lilac		368145	368146	368147	368148	368158	368159	368160	-
Dusty Rose		372353	372354	372355	372356	372375	372376	372377	-
Rising Sun		365625	365626	365627	365628	365645	365646	365647	-
Sage		363943	363944	363940	363942	363953	363952	363951	-
Forest Green		370297	370298	370299	370300	370326	370327	370328	-
Stone Blue		365629	365630	365631	365632	365648	365649	365650	-
Navy		342920	342921	342918	342919	349302	349304	349303	-
Indigo	 New!	400554	400555	400556	400557	400558	400559	400560	-
Black		317257	333915	334821	318898	305477	311346	306017	329869

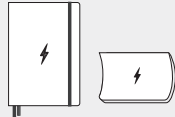
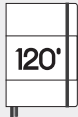







































































Displays for the perfect product presentation can be found starting on → **page 150**.

Edition



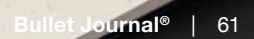
Overview	58
Bullet Journal®	↓ 60
Bullet Journal® Pocket	64
Bullet Journal® Drehgriffel	66
120g Edition	68
Outlines	72
Bauhaus Edition	↓ 74
Notebook	74
Pen Loop	75
Drehgriffel	76
Some Lines A Day	78
Notepad	80
Jottbook Double	82
Sketchbooks	84
Address book	86
Notebook with staves	87

Editions

							
	Bullet Journal®	20g Edition	Outlines	Bauhaus Edition	Some Lines A Day	Notepad	
	Medium Pocket	Medium	Paperback	Medium	Medium	Pocket	
							
Lilac		  				  	
Port Red		  				  	
Red							
Signal Orange							
Rising Sun		  				  	
Yellow24	 						
Lemon							
Sage		  				  	
Turquoise25	 						
Walden Green							
Forest Green		  					
Mint Green		  					
Royal Blue							
Navy Blue							
Navy		  				  	
Black	 	  				   	
page →	64	66	68	72	74	78	80

Bullet Journal®





Bullet Journal®

The upgrade of a ground-breaking method that is inspiring the world and which provides an answer to the question: How do I organise my day, my life, with all its appointments, tasks and plans? Developed by New York product designer Ryder Carroll, it makes it easy to trace the past, organise the present and plan the future. It easily adapts to your personal needs, to provide an interface between productivity and focused thinking.

Don't miss it: the new colour will be revealed on Bullet Journal® Day, August 8th 2026.

Bullet Journal® | Medium (A5) | 145 × 210 mm
Hardcover, 206 numbered pages,
 120 g/m² paper



Yellow24



371205

Turquoise25



373022

Black



363572



Page Dividers. Every page in perfect order: small markings that allow the quick and exact vertical or horizontal division into fields or sections.

The Grid Guide. Instructions on how to use the grid in the book cover. And how easy it is to create calendar overviews, diagrams, trackers or storyboards.

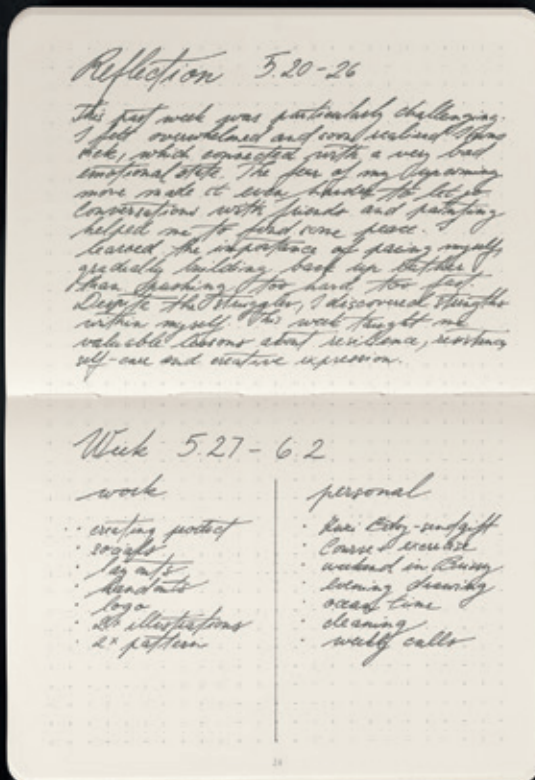


Displays for the perfect product presentation can be found on → **page 166.**



120 g/m² paper. Its particularly smooth surface structure, low transparency and high ink compatibility allow a variety of design techniques.

Pocket Guide. A quick guide to Bullet Journaling. How the system works and what is most important. For beginners and advanced users. The booklet is tucked away in the folding pocket.

Sticker set. Best friends of the Bullet Journal®. They display overviews for months and weekdays along with small symbols for identification. Practical and clearly arranged.



3 journals for 3 months

Bullet Journal® Pocket | 144 x 104 mm
Flexcover, 46 numbered pages
 80 g/m² paper, set of 3

Yellow24



371629

Turquoise25



373023

Black



371123



Bullet Journal® Pocket

It fits in any pocket to go where you go, is easily accessible and offers smart features for a total journaling experience. Together with Ryder Carroll, who originated the Bullet Journal® method, we have developed this special format – a compact and mobile solution for the global Bullet Journal® community.

Month by Month

The Bullet Journal® Pocket has been designed down to the last detail for daily journaling: When unfolded vertically, its compact format offers the space of an entire A5 page. The dotted ruling is designed so that up to 31 days of a month can be listed vertically. With 46 numbered pages, each journal offers enough space for a whole month. They are available in sets of 3.

Smart Features

Although it's a space-saver, the Bullet Journal® Pocket has many functional details and features such as dotted ruling for individual structuring and maximum creativity, page dividers for quick page organisation, a sticker set with days of the week, months and symbols, as well as a pocket on the back cover for cards or receipts. The design elements in copper embossing also add to its premium quality and appeal.

From August 8th 2026, the Bullet Journal® Pocket will be available in the new 2026 colour of the year.




Display

equipped with 10 Bullet Journal® Pocket sets of 3.
(W/H/D: 168 x 400 x 180 mm)


Item no.: 371125

Onehgriffel

Nr. 1 – gel ink



Nr. 2 – pencil



BULLET⚡JOURNAL®

Bullet Journal® Drehgriffel

Bullet Journaling is a worldwide phenomenon with a continuously growing community of followers. Together with Ryder Carroll, the inventor of the Bullet Journal® method, we have developed the matching writing instrument – the Bullet Journal® Drehgriffel.

The long, distinctive tip and the twist head of the Drehgriffel Nr. 1 are made of brass, while the Drehgriffel Nr. 2 features a shiny silver steel tip and twist head, giving this writing instrument its special character. The black barrel is made of lacquered aluminium that has been sandblasted. This provides a slightly grainy, matt surface with a pleasant grip. The glossy black logo on the mid-section stands out discreetly against the matt background. The lightning bolt engraved in the twist head is the distinctive mark of the international Bullet Journal® community.

The Bullet Journal® Drehgriffel Nr. 1 has a Japanese gel refill with 0.5 mm line thickness and black ink. It provides a fine ink line that is particularly suitable for Bullet Journaling.

The Bullet Journal® Drehgriffel Nr. 2 is a mechanical pencil. The mechanical storage container holds up to eight HB leads with a thickness of 0.7 mm, which can be easily reloaded with a twist, allowing endless writing, sketching and drawing.



Bullet Journal® Pen Loop

Mounted on the endpaper of the back cover of the Bullet Journal®, this flexible Pen Loop ensures that your writing instrument is always within easy reach. It also bears the signature symbol of the global Bullet Journal® community: a lightning bolt in precious copper, embossed on a black background.

Bullet Journal® Pen Loop, 40 × 40 mm
self-adhesive elastic loop

Black



369711

Bullet Journal® Drehgriffel

Drehgriffel Nr. 1
with gel refill with black ink
line width 0.5 mm



366916

Drehgriffel Nr. 2
mechanical pencil with graphite lead HB
line width 0.7 mm




370243

Displays for the perfect product presentation can be found on → **page 166**.

paper 120^g












**A very
intransparent
matter.**





Low transparency –
no distracting show-through.

120g Edition | Medium (A5) | 145 × 210 mm
Hardcover, 203 numbered pages, 120 g/m² paper

				
Lilac		370337	370338	370339
Port Red		364425	363535	363536
Rising Sun		367125	367126	367127
Sage		364426	363537	363538
Forest Green		370340	370341	370342
Mint Green		370343	370344	370345
Navy		372382	372383	372384
Black		364424	363533	363534



120g Edition

Whether you prefer to write with a marker, fountain pen or brush pen – the 120 g/m² paper is the perfect writing surface for a variety of writing instruments.

During the milling process, the paper receives a smooth and particularly low-friction finish. It allows your pen to glide across the page with a minimum of wear and provides a pleasantly flowing writing sensation.

The ink does not bleed into the paper, but retains its clear contour. By adding the proper fillers, the paper has comparatively low transparency: writing does not shine through to the other side. The paper was specially developed and manufactured in Germany.

Display

equipped with 36 notebooks
unequipped
Foam board
(W/H/D: 475 × 380 × 400 mm)

Item no.: 363709
Item no.: 350727
Item no.: 363708

Displays for the perfect product presentation can be found on → **page 168.**



Outlines

The weatherproof notebook

Whatever the weather, with Outlines you'll always be able to read what you've written.

The Outlines notebook features the same non-coated, durable, wet-strength paper developed in Germany to produce nautical charts.

It guarantees writing pleasure whether you use a fountain pen, ballpoint or pencil. In addition to the heavy 150 g/m² quality, this is due to the paper's particularly smooth surface finish. That means smooth sailing when you put your pen to the excellent pages, even when wet. In this case, we recommend the use of a pencil.


The water-repellent cover with a linen structure also protects all personal entries.



Outlines | Paperback (B6+) | 125 × 190 mm

Flexcover, 89 numbered pages

150 g/m² nautical chart paper

		
Signal Orange		363019
Walden Green		363020
Navy Blue		372386

Display

equipped with 20 notebooks

Item no.: 364725

unequipped

Item no.: 364724

Insert

Item no.: 368277

(W/H/D: 279 × 310 × 206 mm)



Bauhaus Edition

Wassily Kandinsky, painter and lecturer at the Bauhaus school, summed it up neatly when he said: “Everything starts from a dot.” This quote highlights the fact that for creative minds, the process of committing ideas to paper via the hand begins with a dot on the page. The first point of contact between thoughts and paper – a crucial moment.







Clean, minimalist forms, functional details and classic colours are key features of the modern era’s most influential design school – and also the principles that have always guided the design of Leuchtturm1917 products.

As a tribute to the revolutionary Bauhaus style, we have created a special edition that encompasses a notebook, Pen Loop and Drehgriffel and whose form, colour and details honour the pioneering Bauhaus ethos.

To effectively showcase the Bauhaus Edition to your customers, we are happy to provide you with a corresponding product flyer (see page 169).







Bauhaus Edition | Notebook
Medium (A5) | 145 × 210 mm
Hardcover, 251 numbered pages, 80 g/m² paper
 coloured fore edge with colour-coordinated dotted ruling

				
Red		-	-	359619
Lemon		-	359620	-
Royal Blue		359618	-	-
Black		-	-	359617



Bauhaus Edition | Pen Loop

40 x 40 mm, self-adhesive elastic loop

Red		359773
Lemon		359774
Royal Blue		359772
Black		359771

Assorted unit, 20 pieces

5 × per colour	360133
----------------	--------





Everything starts
from a dot.

Bauhaus Edition Drehgriffel



Everything starts from a dot.

With its function and design, the Drehgriffel takes us back to the origins of the Bauhaus school of the 1920s – to designing with pen and paper. The discreet dot on the twist button also reminds us of this and echoes Wassily Kandinsky's motivating quote "Everything starts from a dot". The design principles of Bauhaus are also reflected in the colour contrast between the pen body, tip and turning head, which is reminiscent of Piet Mondrian's pictorial compositions.

The Drehgriffel is precision-milled in aluminium and brass, then varnished and sealed. The Drehgriffel Nr. 1 features a ballpoint refill with royal blue ink.

The Drehgriffel Nr. 2 is a mechanical pencil. The front tip (fine-tip) is milled from polished steel and forms a harmonious transition to the 0.7 mm thin graphite refill (HB). It uses a spring-loaded twist mechanism that carries a replaceable refill. Its barrel holds up to eight HB refills which can be pushed in using a twist mechanism.



Displays for the perfect product presentation can be found on → **page 169**.

Bauhaus Edition | Drehgriffel

Red/Royal Blue



Royal Blue/Red



Lemon/Black




Black/Lemon



Royal Blue/Black



Black/Royal Blue



Drehgriffel Nr. 1
ballpoint pen
royal blue ink
(line width M)

366205

Drehgriffel Nr. 2
mechanical pencil
graphite lead HB
(line width 0.7 mm)

371287

366203

371285

366204

371286

366571

371288

366572

371289

366202

371284

Some Lines A Day

The 5 Year Memory Book

Each page provides space for you to write a few lines each calendar day over five years.

Only the first two digits of the year are printed, i.e. 20___. A great way of easily recalling the extraordinary and the ordinary events in your life and their place in the grand scheme of things. Over the course of time, this special diary will become an interesting reference book of your own past.



Display

equipped with 16 notebooks

Item no.: 355925

unequipped

Item no.: 347230

Foam board

Item no.: 360759

(W/H/D: 385 × 360 × 215 mm)



Some Lines A Day – the 5 Year Memory Book
Medium (A5) | 145 × 210 mm
Hardcover, 365 pages, 80 g/m² paper

Lilac		368168
Port Red		368169
Rising Sun		372387
Sage		363840
Forest Green		370346
Black		343552

”

And in the end,
it's not the years
in your life
that count.
It's the life
in your years.

Abraham Lincoln















Notepad

Notes and ideas need room to develop. Every list unclutters the mind, helps with the analysis, and sharpens the focus. Lists are compiled to separate the important from the urgent items.

We reorganise projects, arranging and prioritising them. All the pages in the handy, portrait-format Pocket (A6) notepad are perforated, so that they can be torn out easily – a versatile companion.



Notepad | Pocket (A6) | 90 × 150 mm
Hardcover, 184 numbered pages, 80 g/m² paper

					
Lilac		368161	368162	368163	-
Port Red		364403	364413	364408	-
Rising Sun		368164	368165	368166	-
Sage		364405	364415	364428	-
Navy		364406	364416	364410	-
Black		316831	364411	327986	333843



Lists are liberating

- 1.) fast
- 2.) intuitive
- 3.) efficient
- 4.)

LEUCHTTURM1917
Denken mit der Hand®



Linierter Notizblock
Ruled notepad
Bloc-notes à pages lignées

A6
Pocket

Spezialformat
A6
100 Seiten
100 Seiten für Notizen



Planung
Organisation
Projektmanagement



Notizen
Skizzen
Entwürfe

1

Erweiterter
Leuchtturm
Produkt









Jottbook Double

With their coloured fore edges, our Jottbooks set a clear yet understated accent. The smart design of the Jottbooks is enhanced by the small and practical pocket on the endpaper. The Jottbook is a lightweight alternative to the classic notebook – these books are arranged in









a colour-coordinated double pack in Medium or Pocket format. 32 pages are micro-perforated and can be easily torn out; a table of contents and numbered pages are part of the standard features. Our Jottbooks have thread-sewn bindings and include a set of adhesive labels.



Jottbooks | Medium (A5) | 145 × 210 mm in a double pack:
Flexcover, 59 numbered pages, 80 g/m² paper

				
Lilac + Port Red		368174	368175	368176
Lemon + Rising Sun		368177	368178	368179
Sage + Forest Green		368180	368181	368182
Mint Green + Stone Blue		372388	372389	372390
Light Grey + Black		368186	368187	368188

Jottbooks | Pocket (A6) | 90 × 150 mm in a double pack:
Flexcover, 59 numbered pages, 80 g/m² paper

				
Lilac + Port Red		368189	368190	368191
Lemon + Rising Sun		368192	368193	368194
Sage + Forest Green		368195	368196	368197
Mint Green + Stone Blue		372399	372400	372401
Light Grey + Black		368201	368202	368203



Display

equipped with 32 double packs
in Medium (A5) format
and 24 double packs
in Pocket (A6) format
unequipped

(W/H/D: 320 × 550 × 355 mm)

Item no.: 363063

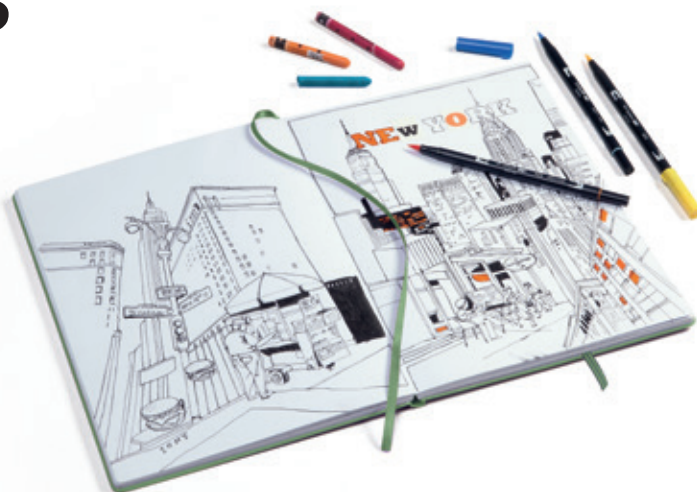
Item no.: 347222



Sketchbooks

Sketching mental images, portraying people, drawing landscapes, painting, scribbling, shading, colouring and capturing what we see on paper, whenever something inspires us.

All of this is possible on our upgraded paper quality. 112 pages, 150 g/m² white paper; ideal for use with pencil, charcoal, chalk and ink. In addition to the Medium (A5) and Master (A4+) sizes, our sketchbooks are available in Medium Landscape and Square format. Four formats in five rich colours. Just add your creative input.



Step display

equipped with 8× Master, 8× Square, 12× Medium and 8× Medium Landscape

Item no.: 362931

unequipped






Item no.: 350727

Foam board

Item no.: 362724

(W/H/D: 500 × 380 × 170 mm)

Sketchbooks | Hardcover | 112 pages, 150 g/m² paper

		Master 225 × 315 mm	Quadrat 225 × 225 mm	Medium 145 × 210 mm	Medium Landscape 210 × 145 mm
Lilac		370347	370350	370353	370356
Lemon		362356	362360	362364	362368
Sage		370348	370351	370354	370357
Forest Green		370349	370352	370355	370358
Black		362354	362358	362362	362366

Further displays for the perfect product presentation can be found on → **page 151**.



Address book

Just as in our notebooks, you can write in them, cross out, erase. An address book with character and a perfect memory.

You can attach business cards or stick in address labels or use company stamps in them. Two formats in a tried and tested layout – alphabetical index, elastic enclosure band, pocket on the cover and space on the front and spine for labelling.

Address book | Hardcover

with expandable pocket on the back cover and A-Z cut tabs (1 tab + 4 pages per letter)

	Medium 145 × 210 mm	Pocket 90 × 150 mm
Lilac	370359	370361
Forest Green	370360	370362
Black	330862	316927



Notebook with staves

Created especially for musicians, this Master Slim notebook contains full size manuscript paper. It features 123 numbered pages (14 staves on each page) and a table of contents.

The Master Slim notebook has a thread-sewn binding, is printed on 100 g/m² paper and comes with self-adhesive labels. It has an expandable pocket on the back cover – large enough to hold A4 sheets.

Notebook with staves

Master Slim (A4+) | 225 × 315 mm

Hardcover, 123 numbered pages, 100 g/m² paper

Black



340833

Writing instrument accessories

Drehgriffel	↓ 90
Drehgriffel Nr. 1	92
Drehgriffel Nr. 2	94
Refills	96
Pen Loops	98
Pencils	99
Planner stickers	100

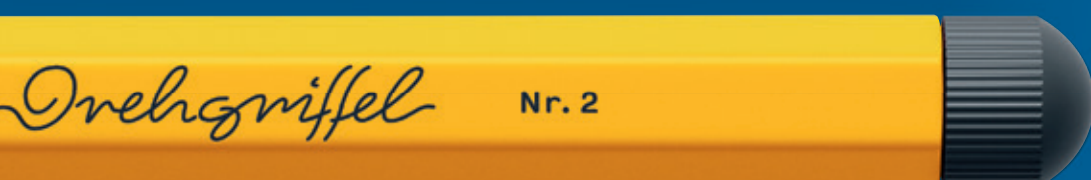

ents & ries

4

Oneh



griffel



[dre:][gríffel] The name combines the word Dreh (twist), a reference to the twist mechanism, and the term Griffel (pen), a name for the oldest writing instrument in the world (from the Greek *grapheĩon* = writing instrument). The font is derived from the Sütterlin script. The original script was developed by the Berlin graphic artist and educator Ludwig Sütterlin for learning cursive writing, which became the widespread standard in Germany during the 1920s.

The Drehgriffel makes a striking statement with its hexagonal silhouette. Both the narrowly tapered tip and the twist mechanism come in a colour that contrasts with the body. The Drehgriffel is precision-milled in aluminium and brass, then varnished and sealed. It uses a spring-loaded twist mechanism that carries a replaceable refill.

Drehgriffel Nr. 1



Drehgriffel Nr. 1 | Ballpoint pen

The twist mechanism and refill of this multiple design award-winning writing instrument are made in Germany. The Drehgriffel Nr. 1 is precision-milled in aluminium and brass, then varnished and sealed. It has a spring-loaded twist mechanism.

The Drehgriffel Nr. 1 is available as a ballpoint pen with royal blue ink. The compatible refills can be found on → **page 96**.



reddot winner 2020



Drehgriffel Nr. 1 | with gel ink

Inspired by the fine art of Asian writing, with its elaborate characters that create a filigree typography, the Drehgriffel Nr. 1 is also available with a Japanese gel refill with black ink and a line width of 0.5 mm.

The compatible refills can be found on → **page 96**.



New colour
gradient!

Drehgriffel Nr. 1

Classic colours		Ballpoint pen royal blue ink (line width M)	with gel ink black ink (line width 0.5 mm)
Lilac		365526	365530
Dusty Rose		372213	372217
Port Red		365594	365597
Rising Sun		364158	364162
Sage		362456	363962
Olive		365528	365532
Forest Green		367276	367280
Mint Green		367277	367281
Deep Sea		372214	372218
Stone Blue		364159	364163
Navy		365592	365595
Black		362450	363956

On page 14, you will also find these products in the new colours    
and on page 162, the new colour gradient in the presentation frame.

Drehgriffel Nr. 2



The graphite colouring of the lacquered tip, the twistable head and the logo print emphasise the function and character of the Drehgriffel Nr. 2. Made of aluminium and brass, it lies lightly in the hand and ensures perfect equilibrium. The front tip (fine-tip) is milled from polished steel and forms a harmonious transition to the 0.7 mm thin graphite refill (HB).

The compatible refills can be found on → **page 96**.

New colour
gradient!

Drehgriffel Nr. 2

Classic colours

Mechanical pencil
graphite lead (line width 0.7 mm)
Hardness grade of the lead: HB

White



366188

Lilac



368267

Dusty Rose



372221

Port Red



366189

Rising Sun




366191

Spring Leaf




372223

Sage



366192

Olive



368268

Mint Green



367285

Deep Sea



372222

Stone Blue



366195

Black




366187

On page 14, you will also find these products in the new colours    
and on page 162, the new colour gradient in the presentation frame.

Refills for the Drehgriffel

Refills for the Drehgriffel Nr. 1 | Ballpoint pen package includes 2 refills

		line width F	line width M	line width B
Royal Blue	●	368524	364167	362739
Black	●	368525	364166	362738
Red	●	-	368523	-
Green	●	-	368522	-



Refills for the Drehgriffel Nr. 1 | with gel ink package includes 1 refill

		line width 0.5 mm
Royal Blue	●	368526
Black	●	364170



Refills for the Drehgriffel Nr. 2 | Mechanical pencil package includes 12 refills

		line width 0.7 mm Hardness grade: HB
Graphite	●	366577





Displays and POS materials for the perfect product presentation of the Drehtgriffel can be found starting on → **page 160**.


Pen Loops
















A fitting place for the pen. The Pen Loop is the answer! The practical Pen Loop complements our colourful notebooks thanks to the wide variety of Leuchtturm1917 colours and enables the owner to set their own accents with their preferred colour scheme.



We have created our own USP in the market with the Pen Loop which was developed in-house and features a patented design. The Pen Loop comes with a self-adhesive surface, which enables it to be attached anywhere to the inside cover of the notebook – the elasticated, strong fabric loop keeps both a thin pencil, our Drehgriffel as well as a thicker fountain pen securely in place.



Pen Loop | 40 x 40 mm
self-adhesive elastic loop



Powder		361598
Lilac		365509
Dusty Rose		372226
Port Red		359668
Rising Sun		363415
Spring Leaf		372228
Sage		361600
Olive		365511
Forest Green		367289
Mint Green		367290
Pacific Green		359669
Deep Sea		372227
Stone Blue		363414
Navy		342939
Black		304637



Pen Loop XL | Loop width 20 mm
40 x 40 mm, self-adhesive elastic loop

Dusty Rose	New! 	400568
Rising Sun		370333
Sage		366146
Forest Green		370334
Navy		370335
Black		366144

On page 15, you will also find these products in the new colours    .

Pencils

A pencil for your thoughts: Leuchtturm1917 fine pencils have fully-bonded HB leads for smooth writing and sturdy tips.

As an accent or tone-on-tone to the notebook or Pen Loop in terms of colour, pencils provide countless ways to personalise the process of thinking and writing. They come as a pack of 10 pieces in one colour – you can choose what colours best suit your range. For the perfect presentation, we offer matching pen holder

Displays for the perfect product presentation of our Pen Loops and pencils can be found starting on → **page 158.**



Only
available in
packs of 10!

Pencil | 180 mm
Hardness grade: HB
Packaging unit: 10



Powder		361603
Lilac		365522
Dusty Rose		372234
Port Red		359671
Rising Sun		363420
Spring Leaf		372236
Sage		361605
Olive		365524
Forest Green		367301
Mint Green		367302
Pacific Green		359670
Deep Sea		372235
Stone Blue		363419
Navy		355338
Black		355319

On page 15, you will also find these products in the new colours .

Make more out of a notebook: Planner stickers





Set 1 – Monthly overviews

This is the quick and easy way to transform a notebook into a monthly planner:
The resealable envelope contains 12 stickers for 12 pre-dated monthly overviews.

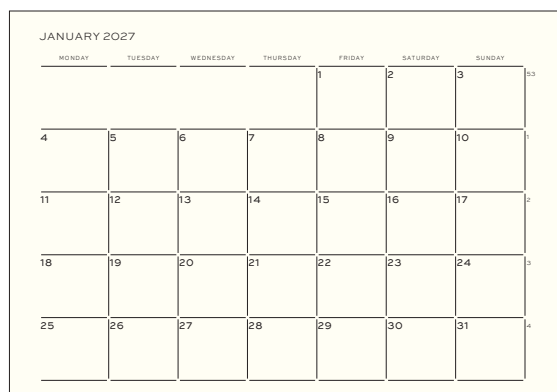
Each month is arranged horizontally and can be pasted into the notebook at any time and labelled as needed.

Product details

- 1 January 2027 – 31 December 2027
- for Medium (A5) notebooks

Monthly overviews 2027

Item no.: 400365



Set 2 – Yearly overviews

When are you planning your holidays? Which business trips are coming up? Information that can be easily kept in the notebook with the help of the planner stickers.



This set includes eight annual calendar and planning overviews which can really help you stay on top of things.

Product details

- Calendar overview 2027 and 2028
- Planning overview January – December 2027
- for Medium (A5) notebooks

Yearly overviews 2027

Item no.: 400364







Planned 2027

ers

5







Overview	104
12-month planners	↓ 108
Weekly Planner & Notebook Ruled	108
Weekly Planner & Notebook Dotted	110
Weekly Planner	112
Week Planner	114
Daily Planner	116
Daily Planner Dotted	118
16-month planners	↓ 120
Monthly Planner with notebook	120
18-month planners	↓ 122
Weekly Planner & Notebook Ruled	122
Weekly Planner	124
Academic Week Planner	126

Planners 2027

					
<div>Classic colours</div> <div><div>Lilac</div><div>Dusty Rose</div><div>Port Red</div><div>Sage</div><div>Spring Leaf</div><div>Forest Green</div><div>Navy</div><div>Black</div></div>	<div>Weekly Planner & Notebook Ruled</div> <div>12 months</div> <div><div>Hardcover</div><div>Softcover</div></div> <div><div>Master</div><div>Composition</div><div>Medium</div><div>Pocket</div><div>Medium</div><div>Paperback</div><div>Pocket</div></div>	<div>Weekly Planner & Notebook Dotted</div> <div>12 months</div> <div><div>Hardcover</div></div> <div><div>Medium</div><div>Wallet</div></div>	<div>Weekly Planner</div> <div>12 months</div> <div><div>Hardcover</div><div>Softcover</div></div> <div><div>Medium</div><div>Paperback</div><div>Pocket</div><div>Mini</div><div>Medium</div><div>Pocket</div></div>	<div>Week Planner</div> <div>12 months</div> <div><div>Hardcover</div></div> <div><div>Master</div><div>Composition</div><div>Medium</div><div>Paperback</div></div>	
	<div>Lilac</div>	<div></div> <div></div> <div></div> <div></div> <div></div> <div></div> <div></div>	<div></div> <div></div> <div></div>	<div></div> <div></div> <div></div> <div></div> <div></div> <div></div>	<div></div> <div></div> <div></div> <div></div>
	<div>Dusty Rose</div>	<div></div> <div></div> <div></div> <div></div> <div></div> <div></div> <div></div>	<div></div> <div></div> <div></div>	<div></div> <div></div> <div></div> <div></div> <div></div> <div></div>	<div></div> <div></div> <div></div> <div></div>
	<div>Port Red</div>	<div></div> <div></div> <div></div> <div></div> <div></div> <div></div> <div></div>	<div></div> <div></div> <div></div>	<div></div> <div></div> <div></div> <div></div> <div></div> <div></div>	<div></div> <div></div> <div></div> <div></div>
	<div>Sage</div>	<div></div> <div></div> <div></div> <div></div> <div></div> <div></div> <div></div>	<div></div> <div></div> <div></div>	<div></div> <div></div> <div></div> <div></div> <div></div> <div></div>	<div></div> <div></div> <div></div> <div></div>
	<div>Spring Leaf</div>	<div></div> <div></div> <div></div> <div></div> <div></div> <div></div> <div></div>	<div></div> <div></div> <div></div>	<div></div> <div></div> <div></div> <div></div> <div></div> <div></div>	<div></div> <div></div> <div></div> <div></div>
	<div>Forest Green</div>	<div></div> <div></div> <div></div> <div></div> <div></div> <div></div> <div></div>	<div></div> <div></div> <div></div>	<div></div> <div></div> <div></div> <div></div> <div></div> <div></div>	<div></div> <div></div> <div></div> <div></div>
	<div>Navy</div>	<div></div> <div></div> <div></div> <div></div> <div></div> <div></div> <div></div>	<div></div> <div></div> <div></div>	<div></div> <div></div> <div></div> <div></div> <div></div> <div></div>	<div></div> <div></div> <div></div> <div></div>
	<div>Black</div>	<div></div> <div></div> <div></div> <div></div> <div></div> <div></div> <div></div>	<div></div> <div></div> <div></div>	<div></div> <div></div> <div></div> <div></div> <div></div> <div></div>	<div></div> <div></div> <div></div> <div></div>
	<div>New colours</div> <div><div>Cherry</div><div>Pumpkin</div><div>Sunflower</div><div>Indigo</div></div>	<div></div> <div></div> <div></div> <div></div> <div></div> <div></div> <div></div>	<div></div> <div></div> <div></div>	<div></div> <div></div> <div></div> <div></div> <div></div> <div></div>	<div></div> <div></div> <div></div> <div></div>
<div>Cherry</div>	<div></div> <div></div> <div></div> <div></div> <div></div> <div></div> <div></div>	<div></div> <div></div> <div></div>	<div></div> <div></div> <div></div> <div></div> <div></div> <div></div>	<div></div> <div></div> <div></div> <div></div>	
<div>Pumpkin</div>	<div></div> <div></div> <div></div> <div></div> <div></div> <div></div> <div></div>	<div></div> <div></div> <div></div>	<div></div> <div></div> <div></div> <div></div> <div></div> <div></div>	<div></div> <div></div> <div></div> <div></div>	
<div>Sunflower</div>	<div></div> <div></div> <div></div> <div></div> <div></div> <div></div> <div></div>	<div></div> <div></div> <div></div>	<div></div> <div></div> <div></div> <div></div> <div></div> <div></div>	<div></div> <div></div> <div></div> <div></div>	
<div>Indigo</div>	<div></div> <div></div> <div></div> <div></div> <div></div> <div></div> <div></div>	<div></div> <div></div> <div></div>	<div></div> <div></div> <div></div> <div></div> <div></div> <div></div>	<div></div> <div></div> <div></div> <div></div>	
page →	108	110	112	114	

Our planners are available in seven formats:

Master, Composition, Medium, Paperback, Wallet, Pocket and Mini.

												
Daily Planner			Daily Planner Dotted		Monthly Planner with notebook		Weekly Planner & Notebook Ruled		Weekly Planner		Academic Week Planner	
12 months			12 months		16 months		18 months		18 months		18 months	
Hardcover			Hardcover		Softcover		Hardcover	Softcover	Hardcover		Hardcover	
Master	Medium	Pocket	Medium		Composition	Paperback	Medium	Medium	Medium		Medium	

Planners 2027

In English, with monthly and annual overviews

We are convinced that small details make a big difference. Our planners are available in seven different layout variations. Overviews of public holidays as well as monthly and annual overviews provide orientation and overview. A project plan enables chronological task-planning.

2027

JANUARY

WK	M	T	W	T	F	S	S
53					1	2	3
1	4	5	6	7	8	9	10
2	11	12	13	14	15	16	17
3	18	19	20	21	22	23	24
4	25	26	27	28	29	30	31

FEBRUARY

WK	M	T	W	T	F
5	1	2	3	4	5
6	8	9	10	11	12
7	15	16	17	18	19
8	22	23	24	25	26

Annual overviews

All of our planners feature annual overviews including the previous and upcoming year in addition to the current one.

2027

JANUARY

F 1	M 1
S 2	T 2
S 3	W 3
M 4	T 4
T 5	F 5
W 6	S 6

Monthly overviews

We also provide an annual overview in table format, showing separate months and days, indicating the calendar week and the moon phases.

PROJECT PLAN 2027

Project plan

Recurring events and tasks often determine the rhythm of the year. You can get an easy overview of the whole year with our tabular project plan. Monthly tasks can be noted on the left and scheduled according to days and weeks on the right.


Planner variants

12 months



Weekly Planner & Notebook Ruled & Dotted

Every double page features one page with the full calendar week on the left and a ruled or dotted page for your notes on the right.



Weekly Planner

A section with enough space for several lines for every day of the week. One week on every double page.



Week Planner


The days of the week in columns – spread out on a full double page.



Daily Planner & Daily Planner Dotted


A whole page for each day of the week, including Saturdays and Sundays.

18 months



Weekly Planner & Notebook Ruled

A calendar week on the left and a ruled notebook page on the right. The planner starts in July – in time for the start of the new academic year or new semester.



Weekly Planner

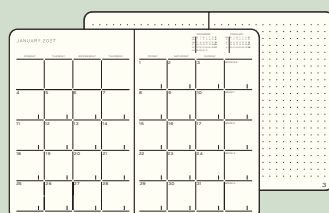
This planner starts at the beginning of July 2026 and ends on 31 December 2027.



Academic Week Planner

A Week Planner – but for a full 18 months. This planner starts at the beginning of July, runs through the following year and ends on 31 December 2027.

16 months



Monthly Planner with notebook

Each month is displayed over a two-page spread, 16 months. The dotted notebook section with table of contents and page numbers begins after the monthly overviews.

Weekly Planner & Notebook 2027

Ruled



A good combination: A planner for appointments – a notebook for ideas and thoughts.

Every double page features a page with the calendar week on the left and a ruled notebook page on the right. With all overviews and features you would expect.

Available as a robust Hardcover as well as a flexible Softcover.













JANUARY 2027	
4 MONDAY	
5 TUESDAY	
6 WEDNESDAY	
7 THURSDAY	
8 FRIDAY	
9 SATURDAY	
10 SUNDAY	
WEEK 1	WEEK 1

Product details

- Overview 2026, 2027 and 2028
- Year planner Jan 2027 – Dec 2028
- Phases of the moon and international holidays
- Project planner
- Expandable pocket
- Detachable pages for notes
- 2 bookmarks
- Self-adhesive labels for archiving
- 80 g/m² acid-free paper
- 100 g/m² acid-free paper in Master size
- High ink compatibility



Weekly Planner & Notebook Ruled | 12 months

		Hardcover				Softcover		
Format & dimensions in mm		Master 225 × 315	Composition 178 × 254	Medium 145 × 210	Pocket 90 × 150	Medium 145 × 210	Paperback 125 × 190	Pocket 90 × 150
Lilac		-	-	400213	-	400232	-	-
Dusty Rose		-	400206	400214	400225	400233	400244	400251
Port Red		-	-	400215	-	400234	-	-
Sage		-	400209	400219	400228	400238	400247	400254
Spring Leaf		-	-	400220	-	400239	-	-
Forest Green		-	400210	400221	400229	400240	400248	400255
Navy		-	-	400223	-	400242	-	-
Black		400203	400205	400212	400224	400231	400243	400250
Cherry		400204	400207	400216	400226	400235	400245	400252
Pumpkin		-	-	400217	-	400236	-	-
Sunflower		-	400208	400218	400227	400237	400246	400253
Indigo		-	400211	400222	400230	400241	400249	400256

Weekly Planner & Notebook 2027


Dotted



The Weekly Planner & Notebook with dotted ruling.

The dots provide structure and allow lots of creative freedom while using this planner. This type of ruling makes it easier to quickly create lists and overviews for planning and organisation.

In addition, there are practical features such as calendar overviews, the tabular project plan or the practical fold-out pocket for documents, tickets or receipts.



The Wallet Planner








Long and lean, a pocket-friendly, compact format with plenty of space for daily organising and planning.



Product details

- Overview 2026, 2027 and 2028
- Year planner Jan 2027 – Dec 2028
- Phases of the moon and international holidays
- Project planner
- Expandable pocket
- Detachable pages for notes
- 2 bookmarks
- Self-adhesive labels for archiving
- 80 g/m² acid-free paper
- High ink compatibility

Weekly Planner & Notebook Dotted | 12 months

		Hardcover	
Format & dimensions in mm		Medium 145 × 210	Wallet 90 × 190
Dusty Rose		400258	400265
Sage		400261	-
Forest Green		400262	400267
Black		400257	400264
Cherry		400259	-
Sunflower		400260	400266
Indigo		400263	-

Weekly Planner 2027



A double page for each week.

The Weekly Planner is the only planner that is available not only in Medium, Paperback and Pocket format, but also in Mini format (70 × 110 mm). This planner is big enough for you to keep yourself well-organised, but still small enough to fit in your pocket.

Available as a robust Hardcover as well as a flexible Softcover.








JANUARY 2027		JANUARY 2027	
4 MONDAY		7 THURSDAY	
5 TUESDAY		8 FRIDAY	
6 WEDNESDAY		9 SATURDAY	10 SUNDAY
WED 1		WED 1	

Product details

- Overview 2026, 2027 and 2028
- Year planner Jan 2027 – Dec 2028
- Phases of the moon and international holidays
- Project planner
- Expandable pocket
- Detachable pages for notes
- 2 bookmarks
- Self-adhesive labels for archiving
- 80 g/m² acid-free paper
- High ink compatibility



Weekly Planner | 12 months

Format & dimensions in mm		Hardcover				Softcover	
		Medium 145 × 210	Paperback 125 × 190	Pocket 90 × 150	Mini 70 × 110	Medium 145 × 210	Pocket 90 × 150
Dusty Rose		400269	400276	400283	400290	400294	400301
Sage		400272	400279	400286	-	400297	400304
Forest Green		400273	400280	400287	400292	400298	400305
Black		400268	400275	400282	400289	400293	400300
Cherry		400270	400277	400284	-	400295	400302
Sunflower		400271	400278	400285	400291	400296	400303
Indigo		400274	400281	400288	-	400299	400306

Week Planner 2027



One week extends across columns covering a full double-page spread.

One hour time slots per line (from 7 am to 10 pm).
For detailed daily planning and a clear overview of your week.

The Week Planner is also available as an 18-month planner; see → **page 126**.










Product details

- Overview 2026, 2027 and 2028
- Year planner Jan 2027 – Dec 2028
- Phases of the moon and international holidays
- Project planner
- Expandable pocket
- Detachable pages for notes
- 2 bookmarks
- Self-adhesive labels for archiving
- 80 g/m² acid-free paper
- 100 g/m² acid-free paper in Master size
- High ink compatibility



Week Planner | 12 months

		Hardcover			
Format & dimensions in mm		Master 225 × 315	Composition 178 × 254	Medium 145 × 210	Paperback 125 × 190
Dusty Rose		-	400309	400313	400320
Sage		-	-	400316	-
Forest Green		-	400311	400317	400322
Black		400307	400308	400312	400319
Cherry		-	-	400314	-
Sunflower		-	400310	400315	400321
Indigo		-	-	400318	-


Daily Planner 2027



A full page for every day, with Saturday and Sunday also each displayed on their own page.

Each hour has one line (from 7 am to 10 pm) providing ample space for detailed daily planning.








This spacious model is also available with dotted ruling; see → **page 118**.



Product details

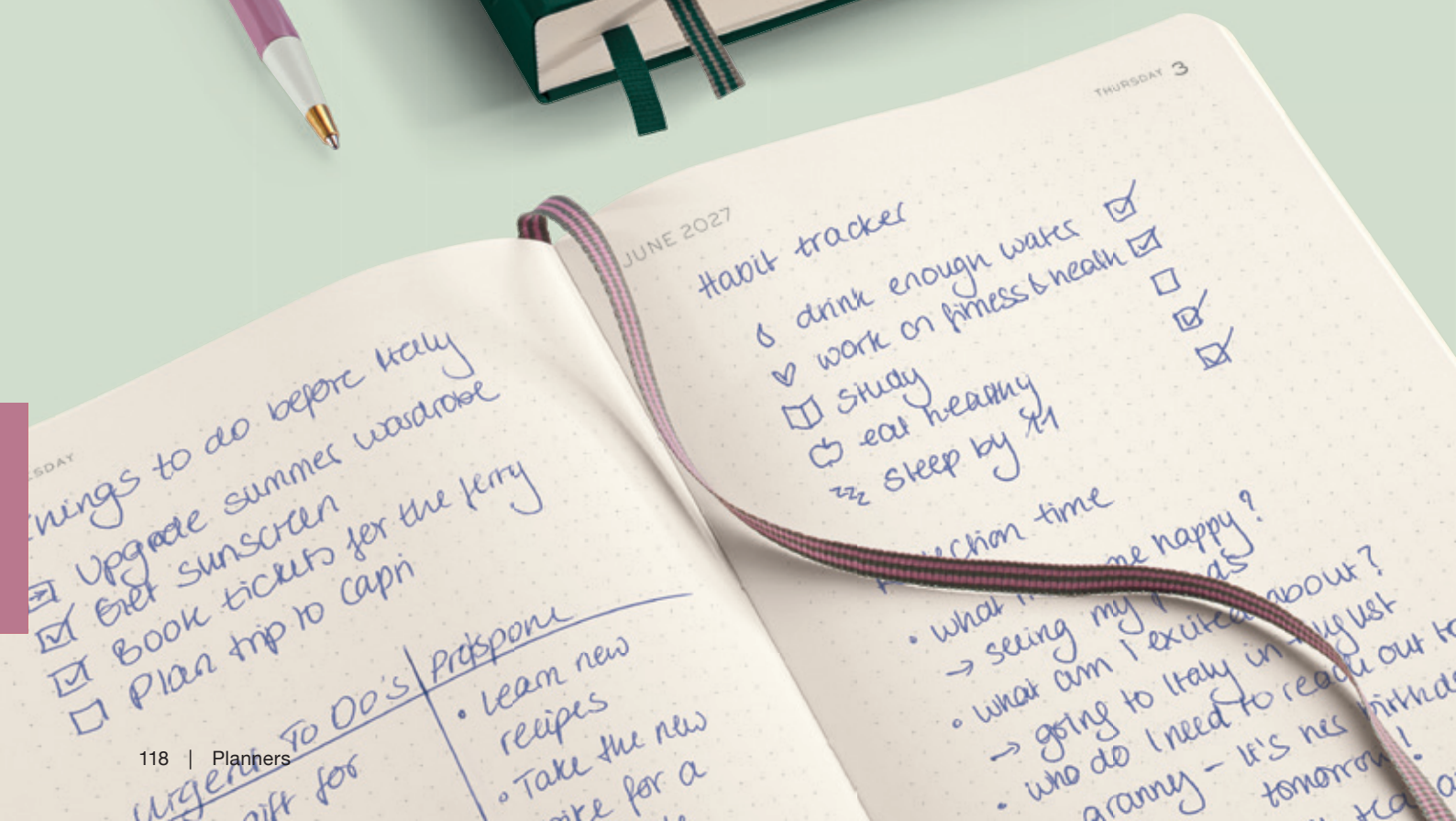
- Overview 2026, 2027 and 2028
- Year planner Jan 2027 – Dec 2028
- Phases of the moon and international holidays
- Project planner
- Expandable pocket
- Detachable pages for notes
- 2 bookmarks
- Self-adhesive labels for archiving
- 80 g/m² acid-free paper
- 100 g/m² acid-free paper in Master size
- High ink compatibility

Daily Planner | 12 months

		Hardcover		
Format & dimensions in mm		Master 225 × 315	Medium 145 × 210	Pocket 90 × 150
Dusty Rose		-	400325	-
Sage		-	400328	-
Forest Green		-	400329	-
Black		400323	400324	400331
Cherry		-	400326	400332
Sunflower		-	400327	-
Indigo		-	400330	-


Daily Planner 2027

Dotted







The Daily Planner Dotted functions like a dated notebook. It makes this planner so versatile to use.

The daily planner pages with dotted ruling give you lots of creative freedom and many options for use. It is ideal for everyday planning for listing and organising, as well as for daily use as a journal or diary.



Product details

- Overview 2026, 2027 and 2028
- Year planner Jan 2027 – Dec 2028
- Phases of the moon and international holidays
- Project planner
- Expandable pocket
- Detachable pages for notes
- 2 bookmarks
- Self-adhesive labels for archiving
- 80 g/m² acid-free paper
- High ink compatibility

Daily Planner Dotted 12 months		Hardcover
Format & dimensions in mm		Medium 145 x 210
Dusty Rose		400334
Forest Green		400336
Black		400333
Sunflower		400335

Monthly Planner with notebook 2027

Softcover




Adapted to modern and fast-paced lifestyles, this planner model combines the advantages of a clear and concise planner with a fully-fledged notebook.

The Monthly Planner features a double-page spread for each month, with weeks listed horizontally underneath one another. The planner begins in November of the previous year, spans 16 months, and ends in February of the following year. Composition format has lined ruling for each day, whereas Paperback does not.


The notebook section can be found behind the planner and covers 134 pages. Boxes for cross-references and page numbers link the Monthly Planner with the notebook.

Available in Composition (B5) and Paperback (B6+) Softcover format.



Cross-referencing

There is a small box after each date in the overview for cross-referencing the page number in the notebook section.



Product details

- 134 numbered notebook pages with blank table of contents
- 1 November 2026 – 29 February 2028
- Overview 2026, 2027 and 2028
- Year planner Jan 2027 – Dec 2028
- Phases of the moon and international holidays
- Project planner
- Expandable pocket

- Detachable pages for notes
- 2 bookmarks
- Self-adhesive labels for archiving
- 80 g/m² acid-free paper
- High ink compatibility

Monthly Planner with notebook | 16 months

Softcover		
Format & dimensions in mm	Composition 178 × 254	Paperback 125 × 190
Dusty Rose	400338	400342
Forest Green	400340	400344
Black	400337	400341
Sunflower	400339	400343

18 months

Weekly Planner & Notebook 2027

Ruled



The perfect symbiosis of planner and notebook over 18 months.

The Weekly Planner & Notebook as an 18-month version begins in July – in time for the start of the new academic year or new semester.

This popular version of the planner combines our favourite everyday helpers, the planner and notebook, to make it especially clear and easy to use. The left-hand side of every double page features a weekly planner, whilst there is a ruled notebook page on the right.

Available as a robust Hardcover as well as a flexible Softcover in Medium (A5) format.

Fully equipped with all Leuchtturm1917 overviews and details.

JANUARY 2027	
4 MONDAY	
5 TUESDAY	
6 WEDNESDAY	
7 THURSDAY	
8 FRIDAY	
9 SATURDAY	
10 SUNDAY	
WEEK 1	WEEK 2





Product details

- 1 July 2026 – 31 December 2027
- Overview 2026, 2027 and 2028
- Year planner Jul 2026 – Dec 2028
- Phases of the moon and international holidays
- Project planner
- Expandable pocket
- Detachable pages for notes
- 2 bookmarks
- Self-adhesive labels for archiving
- 80 g/m² acid-free paper
- High ink compatibility



**18-month
planner**
Delivery
from
March 2026!

Weekly Planner & Notebook Ruled | 18 months

		Hardcover	Softcover
Format & dimensions in mm		Medium 145 × 210	Medium 145 × 210
Dusty Rose		400346	400350
Forest Green		400348	400352
Black		400345	400349
Sunflower		400347	400351

18 months

Weekly Planner 2027



The 18-month Weekly Planner – one calendar week on each double page.

The horizontal layout of the weekdays provides maximum-sized fields for each weekday: Plenty of space and clarity for easy planning.





Fully equipped with all Leuchtturm1917 overviews and details.

JANUARY 2027	JANUARY 2027
4 MONDAY	7 THURSDAY
5 TUESDAY	8 FRIDAY
6 WEDNESDAY	9 SATURDAY 10 SUNDAY
WED 1	WED 1



Product details

- | | |
|--|---|
| <ul style="list-style-type: none"> • 1 July 2026 – 31 December 2027 • Overview 2026, 2027 and 2028 • Year planner Jul 2026 – Dec 2028 • Phases of the moon and international holidays • Project planner | <ul style="list-style-type: none"> • Expandable pocket • Detachable pages for notes • 2 bookmarks • Self-adhesive labels for archiving • 80 g/m² acid-free paper • High ink compatibility |
|--|---|

Weekly Planner 18 months		Hardcover
Format & dimensions in mm		Medium 145 × 210
Dusty Rose		400354
Forest Green		400356
Black		400353
Sunflower		400355

18 months

Academic Week Planner 2027



The Academic Week Planner begins in July 2026 – ready for the start of the new academic year and spans 18 months.

The Academic Week Planner offers the perfect overview of all diary entries for an entire week on a double-page spread. It also enables detailed daily planning with vertical daily columns broken down into hours.





Fully equipped with all Leuchtturm1917 overviews and details.



Product details

- 1 July 2026 – 31 December 2027
- Overview 2026, 2027 and 2028
- Year planner Jul 2026 – Dec 2028
- Phases of the moon and international holidays
- Project planner
- Expandable pocket
- Detachable pages for notes
- 2 bookmarks
- Self-adhesive labels for archiving
- 80 g/m² acid-free paper
- High ink compatibility



Academic Week Planner 18 months		Hardcover
Format & dimensions in mm		Medium 145 × 210
Dusty Rose		400358
Forest Green		400360
Black		400357
Sunflower		400359

Stora

ge

6

Cases and boxes	↓ 130
Card cases	130
Book boxes	132
Portfolios and springback binders	↓ 134
Peka-Springback binders	134
Peka-Springback binders – special formats	136
Certificate portfolios	138
Music portfolios	139

Card cases

On the outside, it looks like a miniature notebook. In actual fact, it is a practical holder with room for up to 25 business, bank and credit cards, or even credit card-sized loyalty and identity cards.



Display

equipped with 32 card cases

Item no.: 364727

unequipped

Item no.: 364726

(W/H/D: 150 × 560 × 250 mm)

Card cases

65 × 100 × 15 mm, with elastic closure

Lilac



368264

Port Red



364418

Rising Sun



368265

Sage



364420

Navy



364421

Black



350140





Book boxes









The Leuchtturm1917 book box in notebook design is simple back-to-back elegance for your bookshelf.

The box is an all-purpose storage star and ideal for creative minds. The dust-free design neatly stores everything in one place – from entire projects including all relevant documents and material samples to memorabilia from your last holiday.


Its A4 format has a depth of 5 cm. Slip the attached elastic band over the lid to close securely. As with our notebooks, the book box comes with a set of self-adhesive labels for identification.




Book boxes
255 × 340 × 60 mm, with elastic closure

Port Red		361663
Rising Sun		368173
Sage		372391
Pacific Green		361662
Navy		350410
Black		342482

Peka-Springback binders











Since 1917 – irreplaceable for organising yourself and inspiring your creativity.

Springback binders allow you to bind documents, menus, recipes, photo prints and much more with very little effort, in a system that is as secure as a book yet highly flexible. With a durable, wipe-clean cover and an inside lining made of cardboard.

All springback binders are supplied with a set of labels for labelling the cover and spine.



Peka-Springback binders | A4
220 × 305 mm, 25 mm spine
for approx. 150 sheets

Port Red		361661
Rising Sun		368171
Sage		372392
Pacific Green		361660
Navy		337226
Black		318056



Peka-Springback binders

Special formats

Our springback binders can be used in many ways. For example, as a stylish menu.

In addition to our colourful classics, we can meet further requirements in terms of capacity and size. The springback binder in A4 Landscape format, for example, can be used by artists to store and display their drawings in the right format.



Peka-Springback binders | Special formats

	A4 Landscape 305 × 220 mm	A4 220 × 305 mm	A5 165 × 220 mm
Capacity (with 80 g/m ² paper)	approx. 150 sheets	approx. 500 sheets	approx. 150 sheets
Spine	25 mm	45 mm	25 mm
Black	356057	303202	300582







Certificate portfolios

For storing important documents securely; also suitable for the stylish presentation of printed documents. The 20, 40 or 60 sturdy, document-quality clear punched portfolio pockets enable a protective yet appealing presentation of certificates, deeds and other important documents.



Certificate portfolios

Overall size 255 × 325 mm, Pocket size 218 × 295 mm

	20 pockets	40 pockets	60 pockets
Black 	314763	320023	342494



Music portfolios

We provide a variety of ways to store sheet music and lyrics.

Composers use our Master Slim notebook with staves especially for writing down musical notation (see **page 87**). Others appreciate the advantages of a springback binder. This is a simple music folder where you can store music sheets as well as copies.



Music portfolio

A sturdy and attractive portfolio case with elastic closure and two transparent corner pockets, as well as three elastic rubber bands for attaching copies or music sheets.

Music portfolio with hand strap

An additional, sturdy elastic strap at the back. Simply place your hand inside, and the portfolio can be held securely with one hand, e.g. in the choir, leaving the other hand free to turn the page.



Music portfolios

265 × 335 mm

		without hand strap	with hand strap
Black	■	339269	317520

Sales promotion

Basics	142	Displays and POS material	160
Shopfitting systems	↓ 144	for the Drehgriffel	↓ 166
Illuminated shelving	144	POS material	166
Illuminated gondola	148	Bullet Journal®	168
Bookends and Shelf Talker	149	120g Edition	169
Tower and counter displays	150	Bauhaus Edition	170
New colours		Sample book	170
Displays and POS material	152	Bookrest	171
Shop window	154	Brand flyer	171
Table and shelf displays	↓ 156	Shopping bags	172
for notebooks	156	Posters	172
for pencils	158	Gift boxes	174
for Pen Loops	159		

7

otion

Basics

Besides offering excellent product quality, high performance details and a clear design language, Leuchtturm1917 stands, first and foremost, for a huge range of colours. You can achieve the best possible effect at the Point of Sale with these colour concepts by simply adhering to a few basics that we have put together for you.

The Leuchtturm1917 colour concept



Setting impulses with colours:

The new colours are not incorporated into the rainbow, but are presented as a secondary or special placement in their very own harmonious colour scheme.



Colour concept

Our experience has shown that a significantly better sales result can be achieved by adhering to two principles:

Principle 1

Colours should always be presented in blocks – this achieves maximum impact.


Principle 2

Notebooks should always be presented in blocks of the right colour family.



The natural gradation of the colour spectrum should be used as a guide.

It may be helpful to divide the range of colours into colour groups and present these accordingly.



Shopfitting systems

Illuminated shelving

Ideally positioned to illuminate Leuchtturm1917 notebooks, their colours and features. A light is located underneath the shelving to let the notebook colours shine in all their glory. New products and highlights – such as the new colours shown below – should always be presented on the upper level.



Illuminated shelf 2 m – Hybrid

(W/H/D: 205 × 232 × 56 cm)

Item no.: 373250

Further information on the equipment and posters can be found on → **page 147.**

Modular add-on metre

The add-on metre for expanding your product range: a slat wall and a wooden shelf provide additional presentation and promotional space that can be used flexibly and as needed to expand your product range. Present the Drehgriffel, Pen Loops, notebooks or journals – everything has its place here. It's an ideal stage for showcasing special items or offers.



1. Presentation frames for the Drehgriffel
see → page 162

2. Drehgriffel Displays for hanging



for Drehgriffel Nr. 1 – ballpoint pen Item no.: 369864
for Drehgriffel Nr. 1 – gel ink Item no.: 369866
for Drehgriffel Nr. 2 – mechanical pencil Item no.: 369871


3. Hooks for Pen Loops

Item no.: 372439



1. Bookend

Item no.: 372440



2. Drehgriffel Refill Display

for up to 60 refills

Item no.: 400669



3. Insert for Pen Loops and notepads

for Medium (A5) shelf

for Pocket (A6) shelf

Item no.: 371535

Item no.: 371405



Shopfitting systems



Illuminated shelf 3 m

(W/H/D: 304 × 232 × 56 cm)

Item no.: 371196

Further information on the equipment and posters can be found on → **page 147.**



Illuminated shelf 1 m

For 20× Pocket Hardcover, 14× Pocket Softcover, 16× Paperback Hardcover, 16× Paperback Softcover, 90× Medium Hardcover, 45× Medium Softcover, 18× Composition Hardcover, 18× Composition Softcover, 18× Master Slim Hardcover and 10× Master Classic Hardcover. Also for 60× Pen Loops and 40× pencils.

(W/H/D: 103 × 232 × 56 cm)

Item no.: 345531

Poster for illuminated shelf 1 m

GROW YOUR MIND

Item no.: 374040



Illuminated shelf 2 m

For 38× Pocket Hardcover, 27× Pocket Softcover, 30× Paperback Hardcover, 30× Paperback Softcover, 144× Medium Hardcover, 80× Medium Softcover, 33× Composition Hardcover, 33× Composition Softcover, 32× Master Slim Hardcover and 22× Master Classic Hardcover. Also for 43× notebooks of the 120g Edition, 6× notepads, 160× Pen Loops and 80× pencils.

(W/H/D: 205 × 232 × 56 cm)

Item no.: 354658

Poster for illuminated shelf 2 m

GROW YOUR MIND

Left side:

Item no.: 374041

Right side:

Item no.: 374042

Illuminated gondola

Customers like to be inspired and are always on the lookout for a surprise. Again and again, they want to touch, try out and let the products, including their quality, give them a feeling of inspiration. We've taken these needs to heart and have developed a gondola with shelves that light up and display various features to promote sales.



Illuminated gondola


For 34× Pocket Hardcover, 26× Pocket Softcover, 34× Paperback Hardcover, 29× Paperback Softcover, 90× Medium Hardcover, 40× Medium Softcover, 45× Composition Hardcover, 58× Composition Softcover, 18× Master Slim Hardcover and 10× Master Classic Hardcover. Also for 27× notebooks of the 120g edition, 10× Some Lines A Day, 15× Bullet Journals®, 25× Journals, 9× notepads, 80× Pen Loops and 80× pencils.

(W/H/D: 132,5 × 142,7 × 68,8 cm) Item no.: 359354

If you need further information or have any individual requirements, please contact your sales agent or us at: sales@leuchtturm1917.com or phone: +49 (0)4152 – 801-160.

Bookends and Shelf Talker

Our bookends and shelf talkers fit any shelving system, not just LEUCHTTURM1917 furniture. Equipped with advertising cards, they serve as reliable orientation points for your customers.



Bookend

This bookend features a horizontal and a vertical clear pocket for advertising cards.

(W/H/D: 225 × 250 × 150 mm)

Grey, unequipped

Item no.: 347376

Shelf Talker

The shelf talker can be fixed to the shelves with a glue dot. The advertising card is placed in a transparent pocket. Available in two different widths.

Wide version

(W/H/D: 225 × 40 × 150 mm)

Item no.: 358159

Narrow version

(W/H/D: 113 × 40 × 150 mm)

Item no.: 358160

Please
note!

Bookends and shelf talkers do not contain any advertising cards. Please order the suitable advertising cards separately:

Advertising cards for bookends or shelf talkers

	for bookends	for shelf talker wide	for shelf talker narrow
Leuchtturm1917 logo	358338	358345	358352
Softcover	358339	358346	358353
Notebook 411	-	373237	373234
Bullet Journal®	358341	358348	358355
120g Edition	366225	366226	366227
Outlines	373013	372064	372065
Some Lines A Day	358497	358347	358354
Sketchbook	358502	358509	358516

Tower and counter displays

These displays have a modular construction and can therefore be altered or extended at any time. They rotate and each module is supplied with transparent clip bars for price labelling. Perfect for presenting notebooks and/or planners.



40 cm Tower display



**27 cm Tower display
Hardcover**



**27 cm Tower display
Softcover**



27 cm Counter display



Display adapter

Item no.: 343757










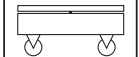



Pen Loop Wobbler (Delivery without pencil.)






Item no.: 345714

Modular design

Construct your unique display in modules. We would be happy to provide you with suggestions or advise you regarding mounting.

40 cm Tower display (measuring 40 × 40 cm)			27 cm Tower display (measuring 27 × 27 cm)		
	Display crown Height: 15 cm	With acrylic frame for replacing the display cards	332992	With acrylic frame for replacing the display cards	312798
	Module Mini Height: 13 cm	4 sides to hold 21 Weekly Planners each	344121	4 sides to hold 12 Weekly Planners each	344120
	Module Pocket Height: 17 cm	4 sides to hold 17 Hardcover notebooks / 23 Softcover notebooks / 19 Hardcover Weekly Planners / 22 Softcover Weekly Planners / 10 Daily Planners each	322875	4 sides to hold 10 Hardcover notebooks / 13 Softcover notebooks / 11 Hardcover Weekly Planners / 12 Softcover Weekly Planners / 5 Daily Planners each	327614
	Module Paperback Height: 21 cm	4 sides to hold 14 Hardcover notebooks / 21 Softcover notebooks / 17 Hardcover Week Planners / 20 Softcover Weekly Planners / 17 Montly Planners each	358333	4 sides to hold 7 Hardcover notebooks / 10 Softcover notebooks / 9 Hardcover Week Planners / 10 Softcover Weekly Planners / 9 Montly Planners each	358332
	Module Medium Height: 23 cm	4 sides to hold 12 Hardcover notebooks / 21 Softcover notebooks / 9 notebooks 411 / 17 Hardcover Weekly Planners / 19 Softcover Weekly Planners / 8 Daily Planners / 14 18-month planners Hardcover / 16 18-month planners Softcover / 12 sketchbooks each	335486	4 sides to hold 6 Hardcover notebooks / 9 Softcover notebooks / 4 notebooks 411 / 8 Hardcover Weekly Planners / 9 Softcover Weekly Planners / 4 Daily Planners / 6 18-month planners Hardcover / 7 18-month planners Softcover / 6 sketchbooks each	300653
	Module Landscape Height: 17 cm	Each module holds 32 sketchbooks	364540	Each module holds 14 sketchbooks	364542
	Module Composition Height: 27 cm	4 sides to hold 11 Hardcover notebooks / 17 Softcover notebooks / 13 Hardcover Week Planners / 14 Monthly Planners each	350546	4 sides to hold 4 Hardcover notebooks / 6 Softcover notebooks / 5 Hardcover Week Planners / 5 Monthly Planners each	350547
	Module Square Height: 25 cm	Each module holds 28 sketchbooks	364541	Each module holds 12 sketchbooks	364543
	Module Master Height: 34 cm	4 sides to hold 7 notebooks Master Classic / 10 notebooks Master Slim / 8 18-month planners / 10 Week Planners / 4 Daily Planners / 8 sketchbooks each	331979	Each module holds 10 notebooks Master Classic / 17 notebooks Master Slim / 11 18-month planners / 17 Week Planners / 7 Daily Planners / 12 sketchbooks each	330095
	Floor pedestal with castors	Rotating (Height: 30 cm) with four castors, two lockable	303534	Rotating (Height: 24 cm) with four castors, two lockable	318317
	Counter pedestal Height: 6 cm	–	–	Rotating	328489

Display cards

	Logo	362042	Logo	362283
	Planners 2027	400648	Planners 2027	400645
	Sketchbooks	364678	Sketchbooks	364677
	Softcover	354157	Softcover	354155
	–	–	New colours 2026 GROW YOUR MIND	374036
	–	–	New colours 2026 Logo	374037



New colours

The new colours require their own stage to be properly presented – apart from the classic Leuchtturm1917 colour range. Our display modules are made for this purpose.

Counter display

mixed

Rotating acrylic display tower, completely stocked.
48 Hardcover notebooks (12 per colour),
40 Softcover notebooks (10 per colour), 40 Pen
Loops (10 per colour) including Pen Loop adapter,
40 pencils (10 per colour) including pencil glass.
(W/H/D: 270 × 861 × 270 mm)

Modules can be ordered separately;
see → **page 151.**

Display card New colours

Item no.: 374036

Display card New colours

– Logo

Item no.: 374037



Step display

mixed

The perfect display for combining Hardcover and
Softcover notebooks of the new colours.
The example shown here is filled with 32 Hard-
cover notebooks (8 per colour) and 24 Softcover
notebooks (6 per colour).
(W/H/D: 475 × 405 × 400 mm)

Step display incl. foam board and
sticker „GROW YOUR MIND“

Item no.: 374033

Step display, unequipped

Item no.: 350727

Foam board

Item no.: 374031

Sticker

Item no.: 374032



Wooden display

20 Hardcover notebooks (5 per colour) or
32 Softcover notebooks (8 per colour) can be
presented in our wooden display.
(W/H/D: 385 × 360 × 215 mm)

Wooden display, unequipped

Item no.: 347230

Foam board

Item no.: 374030



Posters

Poster excl. mounts. A1, 594 × 841 mm

GROW YOUR MIND –

Portrait format

Item no.: 374039

Poster excl. mounts. A1, 841 × 594 mm

GROW YOUR MIND –

Landscape format

Item no.: 374038



Drehgriffel Display

for 20 Drehgriffel Nr. 1 (5 pcs. per colour)

unequipped

Item no.: 374043

equipped

Item no.: 374045

for 20 Drehgriffel Nr. 2 (5 pcs. per colour)

unequipped

Item no.: 374044

equipped

Item no.: 374046

(W/H/D: 270 × 310 × 250 mm)



Metal frame display A3

24 Hardcover notebooks (6 per colour) or 32 Soft-cover notebooks (8 per colour) can be presented in this metal frame display.

(W/H/D: 650 × 600 × 200 mm)

Metal frame display A3,

unequipped

Item no.: 362722

Foam board

Item no.: 374035

Shop window



Put on your own show! You can benefit from our products and innovations because we offer year-round shop window concepts, tailored according to your dimensions and requirements. For more details about this service, please do not hesitate to contact us or send an email to: sales@leuchtturm1917.com.



Table and shelf displays

for notebooks

Metal frame display

The frame displays are perfect for presenting goods on the counter. The foam board with a matching motif can be attached and replaced using clips. Thanks to the filigree frame, all the display contents are visible. 30 notebooks (Hardcover Medium) can easily be stored in the display.

Metal frame display A3

(W/H/D: 650 × 600 × 200 mm)

Metal frame display A3, unequipped Item no.: 362722

Foam board: Think with the hand

for metal frame display A3 – Landscape format

(W/H: 470 × 350 mm)

Item no.: 364763



Metal frame display A1

(W/H/D: 600 × 840 × 300 mm)

Metal frame display A1, unequipped Item no.: 362721

Foam board:

Think with the hand

for metal frame display A1 – Portrait format

(W/H: 420 × 594 mm)

Item no.: 364748

Wooden display – 39 cm

This display holds 20 Medium Hardcover notebooks – which is equivalent to two packaging units. The colours really stand out against the grey background.

(W/H/D: 390 × 320 × 215 mm)

Wooden display, unequipped


Item no.: 347230



Book stages – 90 cm

Flexible presentation on any shelf

Our new book stages optimise product presentation on every standard shelf. Easily inserted without assembly, they highlight the books and create attractive highlights.



for up to 48 Hardcover or
68 Softcover notebooks in Pocket (A6) format
Item no.: 372969



for up to 44 Hardcover or
70 Softcover notebooks in Medium (A5) format
Item no.: 372968



for up to 36 notebooks Master Classic (A4+)
or 52 notebooks Master Slim (A4+)
Item no.: 372970



Displays

for notebooks and pencils

Step display

This step display is just right for presenting notebooks in different formats – either Hard- or Softcover.

(W/H/D: 480 × 180 × 320 mm)

Step display, unequipped

Item no.: 350727



Acrylic table display

Suitable for presenting our notebooks and planners in the format Pocket, as well as for Medium or even Master.

(W/H/D: 500 × 210 × 170 mm)

Table display, unequipped

Item no.: 339918

Pencil glass

Glass with logo engraving for up to 30 pencils.

Item no.: 357761



Displays

for Pen Loops

Suitable for use with either shelf or tabletop displays. A real eye-catcher, self-explanatory and the perfect trigger for impulse purchases – the Pen Loop displays.



for 160 Pen Loops

(W/H/D: 425 x 261 x 330 mm)

Display, unequipped

Item no.: 372986



for 20 Pen Loops

(W/H/D: 105 x 200 x 220 mm)

Display, unequipped

Item no.: 362224



for 40 Pen Loops

(W/H/D: 210 x 200 x 220 mm)

Display, unequipped

Item no.: 350726



for 90 Pen Loops

(W/H/D: 307 x 230 x 255 mm)

Display, unequipped

Item no.: 372987

Drehgriffel

Displays and POS material

Rotary Display

The ideal sales promotion solution for the presentation of our Drehgriffel range. All models of the writing instrument can be viewed and tested – with detailed information on the award-winning design and the history of its creation.

The rotary display offers sufficient space for
72x Drehgriffel Nr. 1 – ballpoint pen,
72x Drehgriffel Nr. 1 – gel ink,
72x Drehgriffel Nr. 2 – pencil, as well as for
48x replacement refills.

All available colour variations are presented true to the original using magnetic Drehgriffel behind acrylic glass. Sample pens, pencils and notepads invite to try them out. There is also a storage compartment under the lid for refill products.

(W/H/D: 350 × 681 × 280 mm)

Rotary Display, unequipped

Item no.: 369618

Rotary Display, equipped

Item no.: 369621

(W/H/D: 350 × 750 × 350 mm)

Stand for the Rotary Display

Item no.: 369623



Illuminated Drehgriffel Display

The illuminated display ensures that the Drehgriffel is presented in the perfect light, even on a dark shelf. The illuminated display case effectively showcases the Drehgriffel colour palette. There are 114 Drehgriffel stored for sale underneath.



(W/H/D: 500 × 422 × 140 mm)

Drehgriffel Display
with showcase and lightning,
unequipped

Item no.: 369035

Communication board
for illuminated display –
Drehgriffel Nr. 1

Item no.: 369037

Communication board
for illuminated display –
Drehgriffel Nr. 2

Item no.: 369138

To safeguard the Drehgriffel against theft, choose the appropriate anti-theft protection for the illuminated Drehgriffel display on → **page 164**.

Drehgriffel

Displays and POS material

Display case

A presentation base made of wood with a protective cover made of acrylic glass: the display case shows an arrangement of all the Drehgriffel colours. A communication board is embedded in the base, which communicates the story behind the Drehgriffel.

(W/H/D: 430 × 120 × 230 mm)

Display case for the Drehgriffel, unequipped

Item no.: 369042

Communication board for display case

– Drehgriffel Nr. 1

Item no.: 369037

– Drehgriffel Nr. 2

Item no.: 369138



Presentation frames

Whether laid down, standing up or hanging – the presentation frame is incredibly versatile. It perfectly highlights the colour variety of the Drehgriffel, gets customers looking and helps them to make their personal selection.

(W/H/D: 245 × 330 × 30 mm)

Presentation frame for Drehgriffel

Nr. 1 – ballpoint, equipped

Item no.: 370367

Exchange insert for displaying the Drehgriffel Nr. 1 with gel ink in the presentation frame

Item no.: 400666

Presentation frame for Drehgriffel

Nr. 2 – mechanical pencil, equipped

Item no.: 370370

Presentation frame

incl. poster motif

Item no.: 369859

Table displays for the Drehgriffel

Table displays with a capacity for up to 54 Drehgriffel (6 per compartment) are available for the Drehgriffel Nr. 1 and Nr. 2. Each equipped display has a securely attached sample pen and a writing pad. Customers should be able to see, touch and test the writing instrument. We provide these fully equipped displays as a complete set.



(W/H/D: 245 × 315 × 140 mm)
**Table display for the Drehgriffel
 Nr. 1 – ballpoint**
unequipped Item no.: 363092
equipped Item no.: 363091



(W/H/D: 245 × 315 × 140 mm)
**Table display for the Drehgriffel
 Nr. 1 – gel ink**
unequipped Item no.: 364785
equipped Item no.: 364787



(W/H/D: 245 × 315 × 140 mm)
**Table display for the Drehgriffel
 Nr. 2 – mechanical pencil**
unequipped Item no.: 366197
equipped Item no.: 366200

If there is not enough space in the display or if you want to present even more colours, the display can be extended with an add-on module. This is positioned beneath the table display and doubles the capacity.



(W/H/D: 245 × 95 × 140 mm)
**Add-on module for the table
 display for the Drehgriffel
 Nr. 1 – ballpoint**
unequipped Item no.: 369039



(W/H/D: 245 × 95 × 140 mm)
**Add-on module for the table
 display for the Drehgriffel
 Nr. 1 – gel ink**
unequipped Item no.: 369040



(W/H/D: 245 × 95 × 140 mm)
**Add-on module for the table
 display for the Drehgriffel
 Nr. 2 – mechanical pencil**
unequipped Item no.: 369041



Drehgriffel

Displays and POS material

Theft protection for Drehgriffel Displays

A drawer made of transparent acrylic glass protects the Drehgriffel from unauthorised access. It can be locked at the back and is easy to install. Simply affix the Drehgriffel display to the acrylic drawer with the pre-mounted adhesive strips – done.

**Theft protection
for the Drehgriffel table display** Item no.: 372393
**for the illuminated
Drehgriffel display** Item no.: 372394



Tray

Beautiful writing instruments are often displayed in a display case under glass – for this purpose, we have developed a wooden tray on which the Drehgriffel can be optimally arranged for viewing.

(W/H/D: 210 × 17 × 298 mm)

**Tray for the Drehgriffel,
unequipped**

Item no.: 368953



Pedestal for the Drehgriffel display

The pedestal is an excellent way to draw attention to the Drehgriffel display in the sales area.

(W/H/D: 300 x 150 x 220 mm)

**Pedestal for the
Drehgriffel Display**

Item no.: 366576



Acrylic displays

for 1 Drehgriffel
for 3 Drehgriffel
for 12 Drehgriffel

Item no.: 363060
Item no.: 363061
Item no.: 368657

Poster A1 Drehgriffel Nr. 1

(W/H: 594 × 841 mm)

Item no.: 363094

Drehgriffel test station

See, hold and try out the popular design object – with our Drehgriffel test station, you have the opportunity to offer the complete Drehgriffel experience in a practical compact space. The test station includes a notepad, an acrylic stand for a sample pen and an acrylic stand that has two posters.

The sample pen that comes with a securing wire must be ordered separately.

Drehgriffel test station

Item no.: 369424

Sample pen with safety wire

Drehgriffel Nr. 1 (ballpoint pen)

Item no.: 363089

Drehgriffel Nr. 1 (gel ink)

Item no.: 364200

Drehgriffel Nr. 2 (pencil)

Item no.: 366885

Notepad for reorders

Item no.: 363062



Bullet Journal®

POS material

For productivity and a focused mind: We provide you with the best POS material to help you communicate the many different details of the Bullet Journal® to your customers.

1. Bullet Journal® Product Range Display

The ideal POS solution for presenting our Bullet Journal® range. All Bullet Journal® items in one display – with detailed information about Bullet Journaling and the products.

The Bullet Journal® range display has enough space for

15 Bullet Journals®,
10 Bullet Journal® Pocket sets of three,
15 Bullet Journal® Drehgriffel Nr. 1,
15 Bullet Journal® Drehgriffel Nr. 2,
20 Bullet Journal® Pen Loops.

Sample pens give customers an opportunity to test the look and feel, and the writing pads welcome you to try them out.

(W/H/D: 405 x 647 x 298 mm)

**Bullet Journal® Product Range Display,
unequipped**

Item no.: 371826

**Bullet Journal® Product Range Display,
equipped**

Item no.: 371825

(W/H/D: 314 x 850 x 287 mm)

**Stand for the Bullet Journal®
Product Range Display**

Item no.: 371827



2. Bullet Journal® Metal frame display A3

equipped with 20 Bullet Journals® Item no.: 364751



3. Bullet Journal® Wooden display

equipped with 14 Bullet Journals® Item no.: 363688



4. Bullet Journal® Poster A1

Item no.: 373029



5. Bullet Journal® Acrylic poster display A4

Item no.: 364758

6. Bullet Journal® Acrylic poster display A4
with additional information on
Bullet Journaling

Item no.: 365250



7. Bullet Journal® Drehgriffel Nr. 1 Display

equipped with 10 Bullet Journal®
Drehgriffel Nr. 1
unequipped

Item no.: 368950

Item no.: 368588

8. Bullet Journal® Drehgriffel Nr. 2 Display

equipped with 10 Bullet Journal®
Drehgriffel Nr. 2
unequipped

Item no.: 370428

Item no.: 370427



9. Bullet Journal® Pen Loop Display
unequipped

Art.-Nr. 371833



10. Bullet Journal® Pocket Display

equipped with 10 Bullet Journal®
Pocket sets of three
unequipped

Item no.: 371125

Item no.: 371124

120g Edition

POS material

To quickly communicate the quality of the 120 g/m² paper to your customers, we will gladly provide you with the right POS materials.



Acrylic poster display A4

(W/H/D: 210 x 300 x 95 mm)

Item no.: 365431



Poster A1

(W/H: 594 x 841 mm)

Item no.: 364664



Metal frame display A3

equipped with 24 notebooks
(W/H/D: 650 x 600 x 200 mm)

Item no.: 365428



Step display

equipped with 36 notebooks
(W/H/D: 475 x 400 x 405 mm)

Item no.: 363709

Bauhaus Edition

POS material

We provide you with the most effective POS material to optimally present the stylish Bauhaus Edition to your customers.



Wooden Drehgriffel Display

equipped with each
30 Drehgriffel Nr. 1 and Nr. 2
unequipped

Item no.: 371829
Item no.: 371828



Acrylic Drehgriffel Display

equipped with 30 Drehgriffel Nr. 1
equipped with 30 Drehgriffel Nr. 2
unequipped

Item no.: 366207
Item no.: 371291
Item no.: 366206



Poster A1 – Bauhaus Edition

Item no.: 360516



Poster A1 – Drehgriffel Nr. 2

Item no.: 371388

Consumer flyer A6 – Bauhaus Edition

Item no.: 368236

POS material



Sample book

Give your customers an opportunity to discover the advantages of our notebooks. For this purpose, we have developed a sample book. You can order it free of charge at regular intervals.

Sample book, Medium

Item no.: 343540

Bookrest

This small acrylic bookrest highlights our notebooks. Ideal for decorating shop windows or tables.

(W/H/D: 105 × 150 × 100 mm)

Item no.: 334223



Acrylic poster display A4 – Planners 2027

Acrylic poster display for promotional images in A4 format – perfect for the planner season.

(W/H/D: 210 × 300 × 98 mm)

Item no.: 362769

Brand flyer

Brand and product flyers help communicate the variety and features of Leuchtturm1917 notebooks at the point of sale, while also saving space. The A6 format fits perfectly in our display adapter (see page 150). This means that the flyers can be presented where they are needed – next to the product.

Brand flyer

Leuchtturm1917

Item no.: 346230

Display adapter

Item no.: 343757



Shopping bags

Beautiful objects like to travel in style. That's why we are offering you our designed Leuchtturm1917 shopping bags in two different sizes.

Choose a bag with the motif of our colour campaign „GROW YOUR MIND“, or a sleek white bag in minimalist look printed with the Leuchtturm1917 purpose: Denken mit der Hand.

Both shopping bags are made from the material that is synonymous with our passion for writing – high-quality paper.

Shopping bag

Denken mit der Hand

Item no.: 368488

Shopping bag

GROW YOUR MIND

Item no.: 400506



Posters

For decoration purposes or for promoting the brand.

Order now in the standard A1 format (841 x 594 mm | 594 x 841 mm). Upon request, we will gladly quote for your specific desired size – please get in touch.



Think with the hand

A1, 841 × 594 mm

Item no.: 364671



Think with the hand

A1, 594 × 841 mm

Item no.: 364795



Colour stack 2026

DIN A1, 594 × 841 mm

Item no.: 358227



Colour range 2026

DIN A1, 841 × 594 mm

Item no.: 355714



Jottbook Pur
A1, 594 × 841 mm
Item no.: 400797



Notebooks – Colour variety
A1, 841 × 594 mm
Item no.: 373334



Planners 2027 – Colour range
A1, 594 × 841 mm
Item no.: 368960



Drehgriffel Nr. 1 and Nr. 2
A1, 594 × 841 mm
Item no.: 373332



Drehgriffel Nr. 1 – Colour range
A1, 594 × 841 mm
Item no.: 373333

Gift boxes

Beautiful custom packaging adds to the value of a product and increases the pleasure of gift-giving. That's why we offer two exclusive gift boxes for Leuchtturm1917 products.



Gift box for a Drehgriffel

The gift box for the Drehgriffel features the iconic triangular design, which is already familiar from the Drehgriffel packaging.

The box consists of a base element and a slipcase. If the Drehgriffel has been engraved, the personalisation on the gift is directly visible as it has to be inserted without its packaging.

Gift box with slipcase for the Drehgriffel

Item no.: 371247



Gift box for a notebook and option of including a Drehgriffel

The gift box is ideal for a notebook in Medium (A5) format with the option of including a Drehgriffel. Thanks to a special module that can be inserted next to the notebook, you can either see the outline of a writing instrument or make use of the option of placing the Drehgriffel packaging in a recess.

Both gift boxes are laminated with high-quality grey cardboard, which further emphasises the elegant look.

Gift box
for a notebook in Medium (A5) format
with the option of including a
Drehgriffel

Item no.: 371239

Custom

Personalisation	↓ 178
Name embossing – Notebook	180
Name engraving – Drehgriffel	182
Logo embossing and engraving	↓ 184
Finishing	186
Leuchtturm1917 Publishers	188
Highlights	192
Sustainability	196
Writers & Thinkers	200
Service	203

8


isation



Personalisation

Emboss a name on a notebook or engrave a name on a Drehgriffel. You can offer your customers this personalised added value with a minimum of effort – because as your partner, we're right at your side.

The customer selects the desired Leuchtturm1917 product in the shop, decides on the embossing or engraving and pays you. You send us the order and we send the finished product to your shop or – on request – to your customer's address.



Embossing on notebooks

Embossing is personalisation that you can feel. That differentiates it from printing and makes it so special. We offer two font styles and up to 19 different embossing colours for the hot-foil embossing process. Up to three lines can be embossed, one below the other.



Engraving on the Drehgriffel

The name is engraved with a precision machine on the side opposite to the one with the Drehgriffel logo. The engraving is done discreetly in Helvetica font style. For Drehgriffel Nr. 1, the engraving matches the logo: white or graphite. For Drehgriffel Nr. 2, the engraving is in silver (without colour).



Your customer service

We provide you with a complementary sample set to present Embossing-as-a-Service in your shop. The sample set includes:

- 3 sample notebooks with name embossing (Master, Medium, Pocket)
- an acrylic display A4 with an advertising poster
- an information sheet
- order forms
- a checklist for the order forms

Are you interested in offering this service? Please contact us via email at: sales@leuchtturm1917.com.





























































Name embossing

Offer your customers an extra special service:

Notebooks with individual name embossing – a personal touch that adds value.

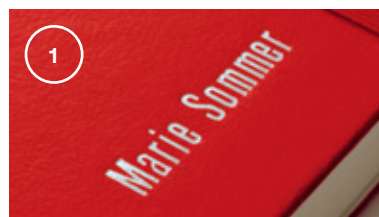
Your customer selects the cover colour, format and ruling of the desired Leuchtturm1917 notebook and determines what they want to have embossed. We provide pre-printed forms to help your customer decide between two font styles and 19 embossing colours. The customer pays you for the book and the service. You send us the order and we send the embossed product back to your shop or – on request – directly to your customer's address.

Covers	Embossing foils	Pen Loops
 Powder	 Pink	 Powder
 Lilac	 Dark Pink	 Lilac
 Dusty Rose	 Lavender	 Dusty Rose
 Port Red	 Signal Red	 Port Red
 Rising Sun	 Brick Red	 Rising Sun
 Spring Leaf	 Orange	 Spring Leaf
 Sage	 Lemon	 Sage
 Olive	 Grass Green	 Olive
 Forest Green	 Fresh Green	 Forest Green
 Mint Green	 Azure	 Mint Green
 Pacific Green	 Navy	 Pacific Green
 Deep Sea	 Chocolate Brown	 Deep Sea
 Stone Blue	 Anthracite	 Stone Blue
 Navy	 Light Grey	 Navy
 Black	 Black	 Black
New colours	 White	New colours
 Cherry	 Silver	 Cherry
 Pumpkin	 Gold	 Pumpkin
 Sunflower	 Copper	 Sunflower
 Indigo	 Blind embossing	 Indigo

Fonts

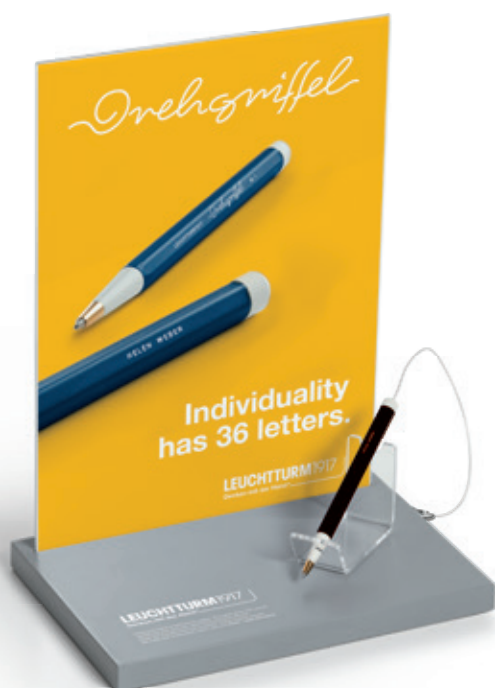
Choose between two different fonts for your personalised embossing:

1. Grotesk 24 pt letter height: 6 mm



2. Antiqua Bodoni 20 pt letter height: 5 mm





Your customer service

We provide you with a complementary sample set to present Engraving-as-a-Service in your shop. The sample set includes:
















- an engraved Drehgriffel sample
- an acrylic display A4 with three different advertising posters to choose from
- an acrylic stand for the sample pen
- a notepad for testing the Drehgriffel
- an information sheet
- order forms
- a checklist for the order forms

Are you interested in offering this service?
Please contact us via email at:
sales@leuchtturm1917.com.

Name engraving

As personal as a signature – your name engraved on the Drehgriffel. We offer this service to your customers. Your customer selects the Drehgriffel in your shop. The customer then pays you for the Drehgriffel and engraving service. You send us the order and we send the engraved product back to your shop or – on request – directly to your customer's address.

Drehgriffel Nr. 1

Lilac	
Dusty Rose	
Port Red	
Rising Sun	
Sage	
Olive	
Forest Green	
Mint Green	
Deep Sea	
Stone Blue	
Navy	
Black	
New colours	
Cherry	
Pumpkin	
Sunflower	
Indigo	

Drehgriffel Nr. 2

White	
Lilac	
Dusty Rose	
Port Red	
Rising Sun	
Spring Leaf	
Sage	
Olive	
Mint Green	
Deep Sea	
Stone Blue	
Black	
New colours	
Cherry	
Pumpkin	
Sunflower	
Indigo	

Notebooks and Drehgriffel are brand ambassadors.

Combine the individuality of your brand with the individuality of a notebook or a Drehgriffel and refine them with a logo embossing, a logo engraving or a logo print. Whether blind or coloured – turn your brand into a constant companion for your customers or employees.





Wrap band and premium packaging

Use the wrap bands for your own communication and give the notebook the perfect outfit to make a good first impression. It's not just the content that counts, the packaging is also important. Our gift boxes can also be customised with an embossing or a print.





LEUCHTTURM1917

pub|lish|ers

Our Publishers' Journals are more than books and more than blank notebooks – they are thoughtfully designed workbooks centred on specific subject areas. Each Publishers' Journal invites you to learn new skills. It not only provides structured guidance but also offers space for immediate practical application. In this way, the journal becomes both a personal coach and a tool for self-development.

To achieve this, we collaborate with selected authors – all of them experts in their respective fields. Together, we turn their experience, ideas and methods into journals that we make

accessible to a global readership. At the heart of this approach is always writing as a process of thinking – thinking with the hand as a key to personal growth.

Discover our world of Publisher Journals and experience how knowledge transforms into ability.





New Work Journal

For those who dare to think differently, and want to work differently too.

The New Work Journal is your daily companion for consciously and sustainably improving your working life. Weekly prompts help you explore key questions relating to self-management, habits, collaboration and communication.



Thesis Journal

Your successful thesis starts here!

The Thesis Journal has been designed to support you in successfully managing the writing process of academic work. It guides students, doctoral candidates and researchers through every stage of academic writing.



Finish Journal

Goals aren't easy, but they are simple.

The Finish Journal, published in English, helps you plan, track and achieve any kind of personal or professional goals.



Sketchnote Journal

Thinking. Planning. Expressing in images.

An inspirational and practical workbook with guidance and tips from professionals, enabling you to learn step by step how to create visual notes – easy to understand and playful in its application.



Learning Journal

Write, understand, remember: learned!

The Learning Journal helps you structure new information and apply new knowledge directly, to remember most of what you have learned.



Start-up Journal

In 15 steps to your own company.

The Start-up Journal supports future entrepreneurs with advice, practical templates and helpful methods for planning their next steps, giving their ideas a unique signature and capturing them on paper.



Bullet Journal®

Track your past, order your present, and design your future.

The Bullet Journal® method shows you how to organise yourself, stay mindful and understand exactly why you do what you do. A groundbreaking method that is easy to adapt and has been embraced worldwide.





Change Journal

Me – simply – better.

The Change Journal comprises 24 effective yet simple methods for self-improvement – distilled to the essentials from numerous literary works and specialist titles, easy to understand and immediately applicable.

Highlights





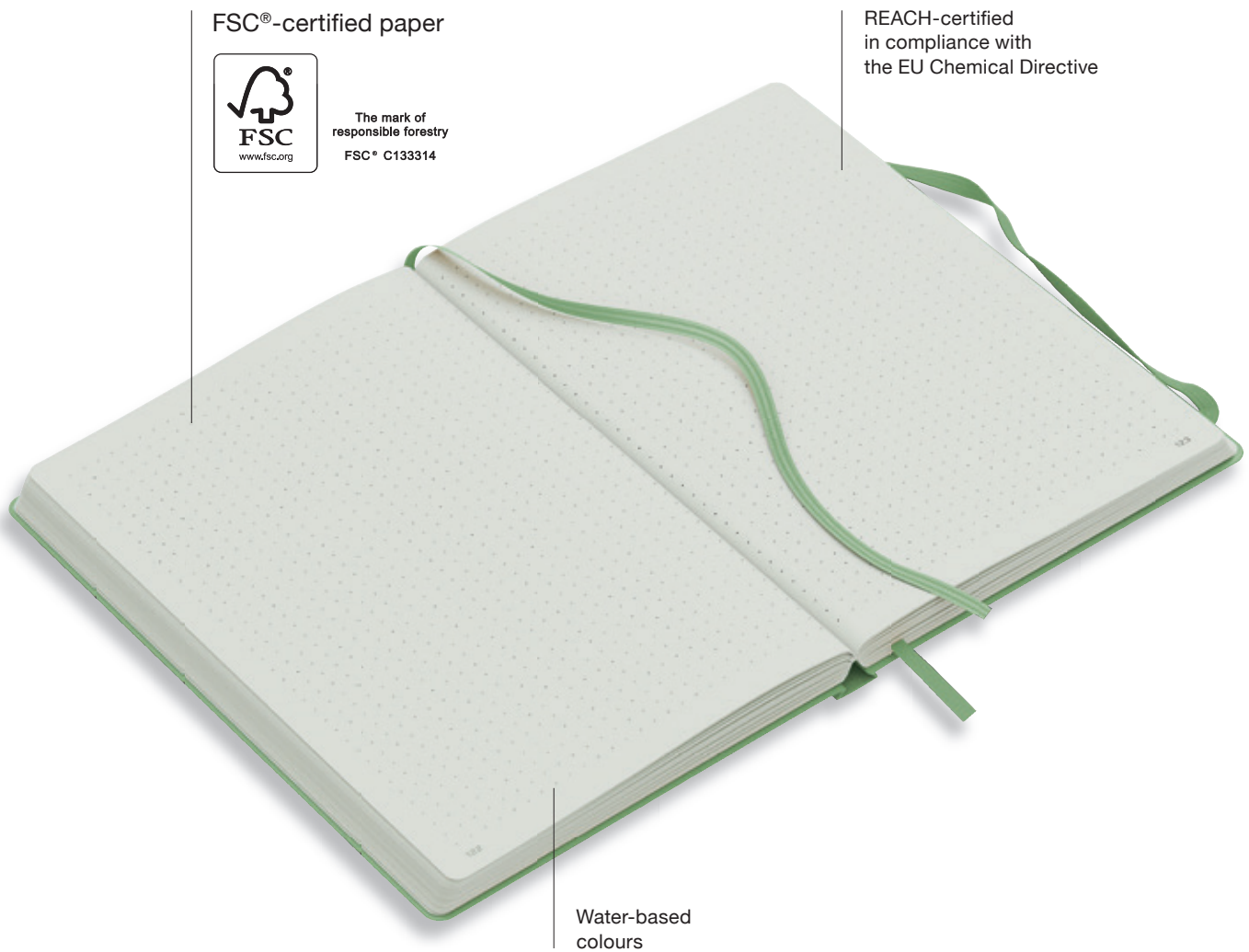






Shaping the future: A sustainable commitment

Putting your own thoughts down in writing is a highly sustainable activity in itself. We firmly believe that acting sustainably is not only a moral obligation, but also an opportunity for innovation and growth. Join us on our journey towards a more sustainable future.



FSC®-certified paper



The mark of
responsible forestry
FSC® C133314

REACH-certified
in compliance with
the EU Chemical Directive

Water-based
colours

Our paper is certified.

The people who own our notebooks, sketchbooks and planners use them with fountain pens, ballpoint pens, crayons and pencils of different qualities. To serve them best, we use paper that meets the standard of quality, smoothness and grammage for every possible application. Simply recycled paper does not meet this requirement. We therefore use paper that also contains long fibres made from fresh pulp. It goes without saying that all our papers are FSC®-certified. At Leuchtturm1917, we began addressing the issue of paper quality a long time ago, and we even visit the mills to monitor the production of the paper we use.

Our workmanship exceeds standards.

We print the pages and covers of our notebooks, planners and sketchbooks with mineral oil-free, water-based ink and varnish. We also ensure that our products meet the high standards of the EU chemical directive REACH, which is based on the strict Californian 'Proposition 65', a continuously updated set of regulations to protect drinking water, the environment and people from substances that are hazardous to health. We never wait for laws to become stricter, but see ourselves as part of the solution – with sustainable innovations that we proactively develop together with our partners.



Sustainability begins with an awareness of what endures – of our products, and of the thoughts we capture within them.

Family-run enterprises are sustainable.

We have been producing fine stationery products for more than 100 years. As a family-owned business from Northern Germany, we act with Hanseatic calm, determination and foresight; we are constantly improving the quality of our products and our processes. We are committed to taking responsibility for our employees, our social environment and, increasingly, for our partners – by helping them to adapt their production to the highest international standards.

Notebooks, planners and sketchbooks create added value.


When you use pen and paper to write down your thoughts and ideas, you are preserving them and consciously creating a potential archive. Our books are not consumer goods; they are durable commodities that become valuable with use. They are loyal companions during their months of use and should not be thrown away when all the pages are filled. Most of our customers keep their notebooks, planners and sketchbooks because they hold their most valuable memories, ideas and personal history. Sustainability is part of the package.



Welcome to Writers & Thinkers

Conversations on thinking by hand

A graffiti artist invites us into his studio. A writer shares why there's a notebook in every corner of her home. A designer reveals how she creates the it-bags of tomorrow. A composer explains her secret code. They all tell us how thinking with the hand makes them smarter, more creative and happier. Curious? Discover Writers & Thinkers – the online magazine by LEUCHTTURM1917.





Writers & Thinkers

We celebrate the love of pen and paper



via Newsletter

With new content every eight weeks. In German, English, French and Spanish. Our Writers & Thinkers community is continuously growing. Followers regularly benefit from discounts and promotions.

in Social Media

Target-group oriented with reels, stories and posts on Instagram, Facebook, YouTube and LinkedIn. Creative minds from around the world talk about thinking by hand. And how Leuchtturm1917 fuels this passion.

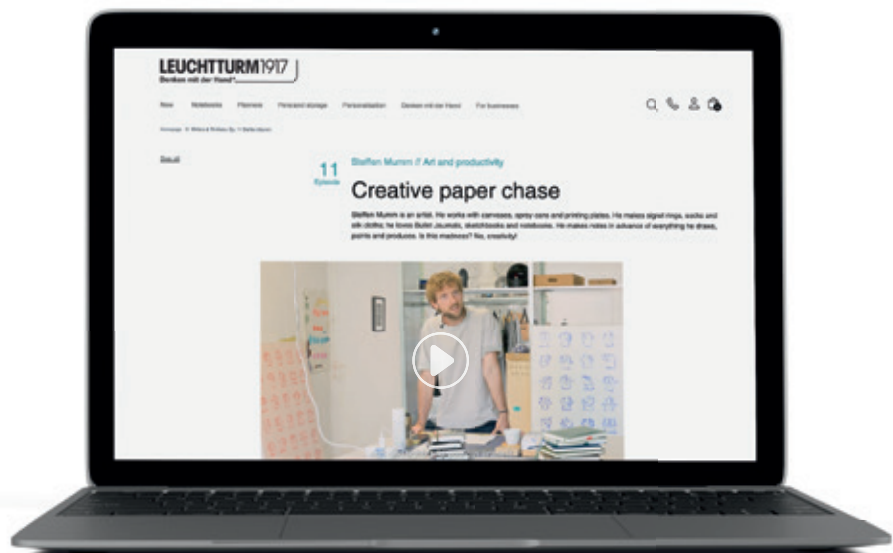
and on our website

Featured so far

Gesa Hansen, Furniture Designer
Norman Ohler, Bestselling Author
Anna Kuen, Artist
Martin Lotze, Neuroscientist
Sarah Winkelmann, Extreme Hiker
Martin Janner, Forester
Steffen Mumm, Artist
Lisa Morgenstern, Music Producer
Alexa Hennig von Lange, Author
Neil Gower, Book Illustrator
Leonie Barth, Fashion Designer

Coming soon

Caroline Wahl, Author
Daniel Donskoy, Actor
Violette Dorange, Professional Sailor
Anika Decker, Film Director
Swantje Allmers, Executive Coach and Author
Ryder Carroll, Creator of the Bullet Journal Method



Find out why your customers love our notebooks.

Register now. And never miss an issue of
Writers & Thinkers – conversations on thinking by hand.

Contact & Service

+ B2B-Onlineshop

b2b.leuchtturm1917.com

Order from the comfort of your own four walls 24/7 in our B2B shop and receive additional information on our offers and availability.

+ Master Data

As an alternative to an EDI connection, we can also provide you with our product specifications as master data in Excel format.

+ Image Database

Please request your personal access data via **marketing@leuchtturm1917.com**.

+ Newsletter

Subscribe to our B2B newsletter and we will let you know about our latest product releases, offers and developments on a regular basis.

+ Retailer list

On our website – leuchtturm1917.com – we offer you the option of registering your shop free of charge in the area retailer list. You'll then be visible to customers as an authorised Leuchtturm1917 retailer.

+ Social Media

As well as providing updates on our latest activities and products, we interact with our customers to gain interesting insights about our products.



Follow us on our social media channels!



→ [leuchtturm1917](https://www.instagram.com/leuchtturm1917)



→ [Leuchtturm1917](https://www.facebook.com/Leuchtturm1917)



→ [Leuchtturm1917](https://www.youtube.com/Leuchtturm1917)



→ [Leuchtturm1917](https://www.linkedin.com/company/Leuchtturm1917)

LEUCHTTURM1917

E-Mail sales@leuchtturm1917.com
Phone +49 (0) 41 52/801-160
Online b2b.leuchtturm1917.com

LEUCHTTURM1917
Am Spakenberg 45
21502 Geesthacht
Germany

Onehgriffel



Nr. 1

Nr. 2



Art.-Nr.: 342290

