

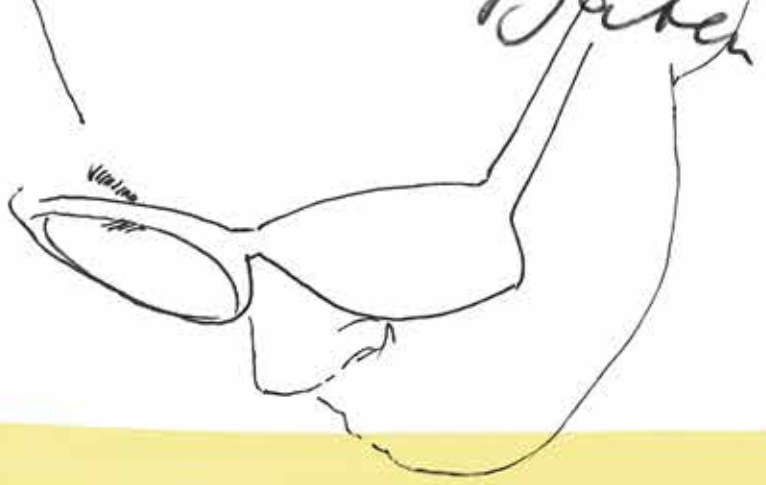
LEUCHTTURM1917

Denken mit der Hand*



**Catalogue
2022**

8



reasons why writing
with the hand makes
you smarter. And probably
even happier.



*Writing by hand is thinking on paper. Thoughts grow into words, sentences and pictures.
Memories become stories. Ideas are transformed into projects. Notes inspire insight. We write
and understand, learn, see and **think – with the hand.**



1

The hand

To grip is to grasp



II

Think

Writing trains
the mind



"The hand is the window to the mind" said the German philosopher Immanuel Kant almost three hundred years ago. We see the world with our eyes but we really "grasp" it with our hands. Our sense of touch is so sophisticated that we are able to describe in much greater detail things we have grasped with our hands in the dark than things we have only seen with our eyes. Every contact, each touch sets off a chain reaction of connections in the brain – , and accelerates our thinking.

**Write with pen and paper –
and ignite your inner potential.**

It takes time for us to learn how to read. And it takes years until our handwriting joins the individual letters in a smoothly flowing movement, which in turn inspires our thoughts to flow freely. It is precisely this complex interplay of fine motor skills, abstraction and imagination that makes writing by hand a veritable symphony of the synapses. Writing by hand strengthens the connection between the right and left hemispheres of the brain. From the point of view of the human brain, very few things are as integral and sophisticated as writing with pen and paper.

**Write down your thoughts –
and stimulate all areas of your brain.**

3

Understand

Write to ~~learn~~ learn

Typing is not writing. No keyboard can replace the valuable thinking and processing mechanisms that occur when we put pen to paper. Students have deeper learning experiences when they make handwritten notes. Preschoolers develop language skills more easily with frequent use of pen and paper. And even words in a foreign language are committed to memory better the moment we write them down – regardless of which language it is and how old we are. Knowledge is a resource that multiplies when used. As soon as we write something down by hand, we increase our knowledge.

**Study with pen and paper –
and enhance your personal learning curve.**





4

Act

*Writing is
thinking on paper*

The mind can only think a limited number of steps in advance. That's why our heads sometimes buzz and most people can't plan more than five consecutive chess moves. But as soon as we pick up a pen and put it to paper, we allow our thoughts to run free. We escape the inner confusion, simply by putting our thoughts in order. This empowers us to step back. And the resulting distance helps us to objectively view plans and projects. By writing our thoughts down, we bring them to life. By putting our plans on paper, we increase the chances of actually putting them into practice.

**Write down what's going through your mind –
the reward is clarity and insight.**

5

Classify

*Lists are
liberating*

No draft is set in stone. Schedules are hardly ever kept. There are never enough hours in a day. Most of our worries revolve around constantly changing tasks and projects – and pen and paper can achieve clarity and calm here, as well. Each handwritten list frees the mind, facilitates analysis and sharpens focus. Lists help us to separate the important from the urgent. We use them to restructure projects, classify and prioritise. And we sometimes forge relationships on paper that we previously weren't aware of. Even this process is certainly quicker, more intuitive and efficient with the use of pen and paper. Not to mention the satisfaction that comes from crossing a completed task off your list!

**Plan your projects with lists –
and you'll hold control over them in your hand.**

6

Discover

*Writers are
Wanderers*

Many authors still write their novels by hand because they want to discover where the journey will take them. Putting words down on paper is like embarking on a journey – we know where it starts – but not where it will end. Unlike texts on a monitor, sentences written on paper have a lasting quality. The pen reinforces this effect, gently driving the hand over the page, from one word to the next. Instead of simply deleting a sentence with the back key or tearing the sheet of paper out of the typewriter, we move forward in the direction of our thoughts, which (loosely based on Kleist) we compose while writing. If you have a complex problem but no solution in sight, just pick up your pen and paper and start – writing is striding forth in spirit; one sentence follows another, one idea after the next. Suddenly, characters and ideas emerge, formed by the previous thought – apparently conceived out of the blue, but ultimately created by hand.

**Write down your thoughts by hand –
and explore the world.**



7

Let go

Writing down
frees the mind

Writing is release. It allows us to understand, process, think, unwind and free ourselves from many things that dampen the spirit. Once we write something down, we feel relieved. Writing by hand stimulates areas in the brain that are also active when we meditate. We calm down, think more clearly, review our thoughts – ultimately letting some of them go. Scientists also confirm these findings – writing by hand not only helps to understand, it also helps to process ideas, let go of them or cast them aside. It doesn't have to be a diary. Even the smallest to-do list lifts the weight and creates great lightness.

**Write down what you want to give up –
and discover inner peace.**

8

Remember

Writing (by hand)
is the way to stay

Writing by hand is a physical act. Every single letter, word, underscored passage, circle or mark that you put on paper leaves traces that remain in our physical memory. Most people can remember an exciting part in a book even months after reading it. Handwriting has a similar, yet stronger effect. In the transcript of a lecture that is teeming with references, we recall the ideas we had when we were sitting in the lecture hall. The recollection of the situation in which we wrote each handwritten text can still rise before our inner eye even years later. The briefest handwritten note takes us on a journey through time. This is the reason why so many people keep their notebooks. And why famous people's manuscripts are so popular – because handwriting says so much about a person's character.

**Write with pen and paper –
and track your personal history.**



Dear Partners,

Over the past few months, we have all been faced with great challenges. But these very unusual times also remind us how important it is to embrace new things without abandoning those that we know to be tried and tested. Retail lives from its close relationship to the customer and many of our partners have shown great personal and entrepreneurial commitment to maintain this bond. They have continuously found new ways to be there for their customers and this has been a great inspiration to us.

Change remains a constant. The new flexibility, with its remote working models, offices at home and countless video conferencing sessions, continues to accelerate the pace of our daily lives. But we still use our non-digital skills and creativity to jot down our thoughts for later reference, put ideas down on paper and make plans. Digitalisation and the quickened pace that it has brought with it due to the pandemic is, in fact, precisely the reason that many people have come to understand the appeal and empowerment of writing and sketching by hand.

The world is changing and we can help shape this change. We should try to keep envisioning things with our own unique perspective, embrace the ever-changing challenges of our time with confidence and look back from time to time for a sense of orientation. We call this 'thinking with the hand' and we look forward to unlocking the next chapter of the future together with you.

Kurt Stürken

Axel Stürken

Max Stürken

Philip Döbler

1

New products

Smooth Colours	12
Notebook format	
Composition (B5) – Hardcover	16
Drehgriffel Nr. 2 – Pencil	20
Drehgriffel Nr. 1 – Bauhaus Edition	24
Pen Loop XL	26
Sketchnote Journal	28
Product updates	32
Planners 2023	→ 34
New planner colours	34
New 12- and 18-month planners	36

2

Notebooks

Overview	40
Hardcover	→ 50
Master	50
Composition	16
Medium	52
Pocket	54
Softcover	→ 56
Composition	56
Medium	58
Paperback	60
Pocket	62
Notepad	→ 64
Jottbook Double	→ 66

3

Editions & Themebooks

Overview	70
Editions	→ 72
120G Edition	72
Outlines	74
Metallic Edition	76
Bauhaus Edition	78
Red Dots Edition	80
Themebooks	→ 82
Bullet Journal® – Edition 2	82
Start-up Journal	84
Change Journal	86
Some Lines A Day	88
Address Book	90
Notebook with staves	91
Sketchbooks	→ 92

4

Writing instruments & Accessories

Drehgriffel Nr. 1	→ 96
Pen Loops	→ 102
Pencils	→ 103

5

Planners 2023

Overview	106
Weekly Planner & Notebook	→ 110
Hardcover	110
Softcover	112
Weekly Planner	→ 114
Hardcover	114
Softcover	116
Week Planner	→ 118
Daily Planner	→ 120
Monthly Planner	
with notebook	→ 122
18-month planners	→ 124
Weekly Planner & Notebook	→ 124
Weekly Planner	→ 126
Academic	
Week Planner	→ 128

6

Storage

Cases and boxes	→ 132
Card Cases	132
Book Box	134
Portfolios and Springback binders	→ 136
Peka-Springback binders	136
Peka-Springback binders – special sizes	138
Certificate Portfolio	140
Music Portfolio	141

7

Sales promotion

Basics	144
Shopfitting systems	→ 146
Illuminated shelving	146
Illuminated gondola	148
Shelf Talker	149
Displays	→ 150
Tower and counter displays	150
Displays and POS materials for the	
Smooth Colours	→ 152
Shop window	→ 154
Table displays	→ 156
for notebooks	156
for Jottbooks and sketchbooks	158
for accessories	159
for the	
Drehgriffel Nr. 1	160
POS materials	→ 161
Drehgriffel Nr. 1	161
120G Edition	162
Bullet Journal® – Edition 2	163
Start-up Journal	164
Change Journal	165
Sample books	166
Bookrest	166
Flyer	167
Posters	168

8

Customisation

Personalisation	→ 172
Name embossing – Notebook	174
Name engraving – Drehgriffel	176
Logo embossing	→ 178
Finishing	→ 180
Highlights	→ 182
Sustainability	→ 184
Service	→ 187

New products

Smooth Colours	12
Notebook format Composition (B5)	
– Hardcover	16
Drehgriffel Nr. 2 – Pencil	20
Drehgriffel Nr. 1 – Bauhaus Edition	24
Pen Loop XL	26
Sketchnote Journal	28
Product updates	32
Planners 2023	→ 34
New planner colours	34
New 12- and 18-month planners	36

ucts 1

ucts

The background is a vibrant blue with large, layered, organic shapes in a light yellow color. In the upper right, a small, white, three-dimensional boat is positioned as if sailing on the blue surface.

Explore new territory.

We search, discover, experience and explore every day. We develop new ideas and thoughts, set goals and make plans – in our heads, with our hands and on paper.









Smooth Colours – four colours that make an impact all their own: Lilac, Vanilla, Olive and Ocean.









Notebooks | Medium (A5) | 145 × 210 mm

Hardcover, 251 numbered pages | **Softcover**, 123 numbered pages

						
		Hardcover	Softcover	Hardcover	Softcover	Hardcover
Lilac		365480	365496	365481	365497	365482
Vanilla		365484	365499	365485	365500	365486
Olive		365488	365503	365489	365504	365490
Ocean		365492	365506	365493	365507	365494





Drehgriffel Nr. 1 Ballpoint pen with royal blue ink (Line width M)			Drehgriffel Nr. 1 with gel refill with black ink (Line width 0.5 mm)	Pencils Pack of 5, HB
Lilac		365526	365530	365518
Vanilla		365527	365531	365519
Olive		365528	365532	365520
Ocean		365529	365533	365521

Smooth Colours




Displays for the perfect product presentation can be found on → **page 152.**

Pen Loops, 40 × 40 mm
self-adhesive elastic loop

Lilac		365509
Vanilla		365510
Olive		365511
Ocean		365512

Assorted unit, 20 pieces

5 per colour	365517
--------------	--------







Notebook format Composition (B5) – Hardcover

For home, office and on the go. The popular Composition (B5) format makes these notebooks very practical, while offering both maximum space and stability in any situation.



Displays for the perfect product presentation can be found on → **page 150**.

Notebook format














Composition (B5) – Hardcover

The Composition (B5) intermediate format is ideal for any lifestyle. These notebooks are slightly larger than A5, but smaller than A4, and their 219 numbered pages offer plenty of space for notes, ideas and plans.

The hardcover binding not only creates a book that is particularly comfortable to hold, it makes them quite robust and ensures the safekeeping of all entries. Of course, these notebooks are also equipped with the signature LEUCHTTURM1917 features such as the expandable pocket, numbered pages and table of contents.



Notebooks | Hardcover | Composition (B5) 178 × 254 mm, 219 numbered pages

					
Powder		366158	366159	366161	-
Port Red		366162	366163	366164	-
Rising Sun		366165	366166	366167	-
Lemon		366168	366169	366170	-
Sage		366171	366172	366173	-
Pacific Green		366174	366175	366176	-
Navy		366177	366178	366179	-
Stone Blue		366180	366181	366182	-
Black		366183	366184	366185	366186

Drehgriffel Nr. 2 – the pencil.

The Drehgriffel Nr. 1 is now followed by a model with a fine sense of creativity – the Drehgriffel Nr. 2, a pencil with a twist mechanism.

The Drehgriffel Nr. 2 complements the successful series as a writing and drawing instrument with a graphite refill and a functional interior. The aluminium casing lies lightly in the hand, the brass tip ensures perfect equilibrium and a particularly pleasant feel whenever it touches the paper.





Drehgriffel Nr. 2 – the pencil.



In contrast to the Drehgriffel Nr. 1, the front tip (fine-tip) is milled from polished steel and forms a harmonious transition to the 0.7 mm thin graphite refill. Both the graphite colouring of the lacquered tip and the twistable head emphasise the function and character of Drehgriffel Nr. 2. The central section, available in nine different colours, reinforces the high recognition value.

The mechanism of the writing and drawing instrument is made in Germany: When the twistable head is turned, the chuck opens at the tip and the graphite is pushed forward at the same time. When the twist mechanism is released, the chuck closes and holds the graphite in place. Inside the Drehgriffel Nr. 2 there is also a chamber that holds several refills at once and immediately pushes the next one forward when the other has been used up.



Refills 0.7 mm

Package includes 12 refills

Item no.: 366577



Display

equipped with 45 Drehsgriffel Nr. 2 in various colours
(W/H/D: 235 × 415 × 140 mm)
Item no.: 366200

Drehsgriffel Nr. 2 | Pencil
with graphite lead (Line width 0.7 mm)
Hardness of the lead: M

White



366188

Port Red



366189

Red



366190

Rising Sun



366191

Sage



366192

Pacific Green



366193

Navy



366194

Stone Blue



366195

Black



366187



Everything starts
from a dot.

Drehgriffel Nr. 1 – Bauhaus Edition

Minimalist design paired with high functionality connects LEUCHTTURM1917 to the principles and ideas of the Bauhaus. This is also what inspired us to design the Drehgriffel Nr. 1 Bauhaus Edition – which is a tribute to two artists whose names are inseparable with Bauhaus: Wassily Kandinsky and Piet Mondrian.

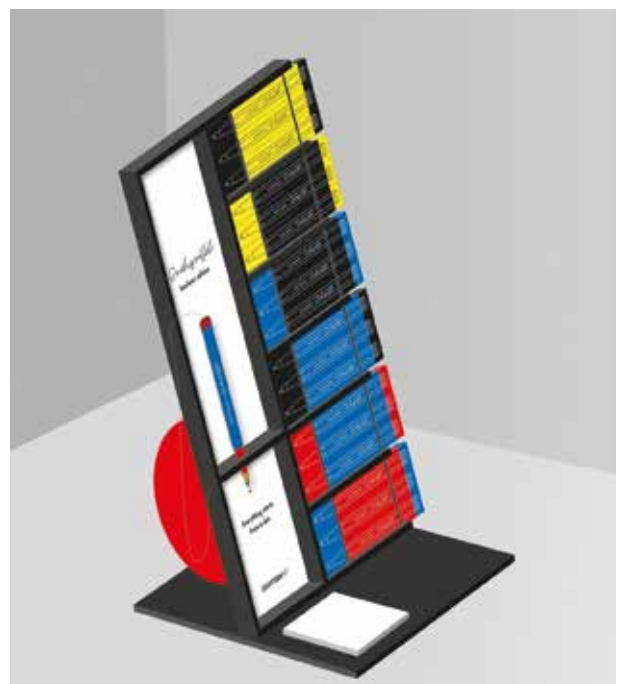
With each use, a discreet dot on the twistable head reminds us of Kandinsky's motivating motto: "Everything starts from a dot." The colour scheme of this Drehgriffel edition is inspired by the highly contrasting pictorial compositions of Piet Mondrian, whose Theory of New Design was published in 1925 as a separate volume of the Bauhaus book series.

The tip and twist top of the Drehgriffel Nr. 1 share a colour that contrasts with the colour scheme of the hexagonal pen shaft, which separates them.

This Drehgriffel edition follows our 2019 Red Dot Design Award-winning special edition notebook for the 100th anniversary of the founding of the Bauhaus. With it, we embrace the Bauhaus movement and its concept of form and colour. The founding and golden age of the Bauhaus

School is also reflected by the original Drehgriffel, which was created in the 1920s.

The Drehgriffel Nr. 1 Bauhaus Edition contains a ballpoint refill with royal blue ink. Replacement or exchange refills are available in royal blue or black.



Drehgriffel Nr. 1 | Bauhaus Edition | Ballpoint pen with royal blue ink (Line width M)

Red/Royal Blue



366205

Royal Blue/Red



366203

Lemon/Black



366204

Black/Lemon



366571

Royal Blue/Black



366572

Black/Royal Blue



366202










Pen Loop XL

We have added an XL model to our Pen Loop range, to give even big pens and pencils their designated place on a notebook or planner.

We have developed a larger Pen Loop for fountain pens, large-calibre ballpoint pens or XL markers. It features an elasticised textile band for jumbo writing instruments and the width of the Pen Loop band has been increased to 20 mm. The adhesive backing allows it to be easily affixed on the inside of the back cover. Available in five different colours, to match or contrast with the cover of the notebook.

Pen Loop XL | Loop width 20 mm
40 x 40 mm, self-adhesive elastic loop

Port Red		366145
Sage		366146
Stone Blue		366147
Anthracite		366148
Black		366144

Assorted unit, 20 pieces

4 per colour	366149
--------------	--------



Display for 20 Pen Loops

Wooden display for presenting 20 Pen Loops.

(W/H/D: 105 x 195 x 220 mm)

Item no.: 362224

Sketchnote Journal

Think, plan and formulate in pictures.

An inspirational workbook with instructions and tips from professional Sketchnoters. Learn how to create visual notes with this easily understandable and playful step-by-step guide.



SCRIBBLING IS FUN

Let's start with a warm-up exercise: The scribbles on the next page can't wait for you to turn them into little monsters. It's up to you, whether they will be nice or naughty!

Draw eyes on them and add any other elements you like. Here are a few examples:



Are you having fun and want more? Then make a scribble with a grey pen and use a black pen to create your next scribble monster.

You're not sure where you should start? Check out my cheat sheet for this exercise on Page 173 and

BASICS FOR THE PAGE LAYOUT

Wow, you have really learned a lot! To make your notes even easier to read, an additional option is to structure them with arrows and frames. You can use, change and add to the structures mentioned here.

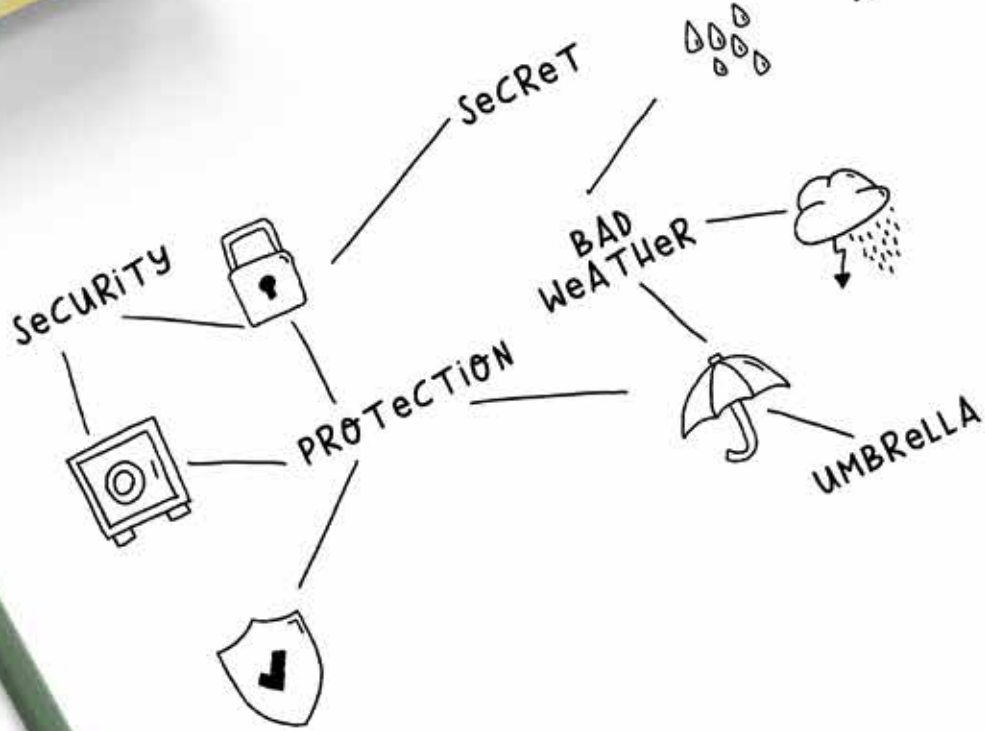
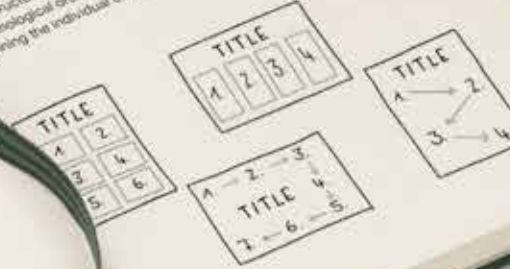
There are essentially 2 different ways to do this:

1. You think about which structure you want to use to create your note.
2. You make a note with the individual elements and connect them afterwards with arrows, frames etc.

As usual, the same applies here: There is no right or wrong. Just go for it and see what works best for you.

LINEAR STRUCTURES

Linear structures are great if you want to show results or events in chronological order. Arrows and connecting elements are ideal for joining the individual components together.



123456789

1.3 PRACTISE ARROWS

Arrows are great at showing the relationship between two elements. They can indicate direction and flow, and they can connect elements together.

NOW IT'S YOUR TURN

Sketch over the grey arrows on black and add some of your own. All arrows should be pointing to the target in the centre, so that you can practice drawing them from all sides.



VISUALISE AND COMPLETE DAILY TASKS

Here, this is what I call an exercise! You will not only be asked to visualise the to-do list on the right, but also to complete the tasks one by one. That means it's tasks in all. Nice, right?

NOW IT'S YOUR TURN

Visualise the following to-do list here on the right:

1. Sketch the shopping list
2. Sketch three positive things that happened in one day
3. Sketch your daily agenda
4. Sketch a whole page of notes on a separate page
5. Sketch the next telephone message
6. Sketch a writing style and fill a whole separate page with all the letters of the alphabet in this writing style
7. Review your recent notes and add visual elements, drawings, arrows and accents
8. Create a sketchbook during your next meeting

My tip: You don't have to make a picture of everything. Text and icons are a winning combination. If you don't know how to draw or sketch, write a word! You can always add visual elements later.

IS THIS COMPLETE?

There's no right or wrong, so take plenty of black arrows. That's it! You're done! On it by lot.

You don't know where or how to start? Check out my cheat sheet for this exercise on Page 170.

ORGANIC STRUCTURES

Organic structures are perfect if you don't have a plan or if your thoughts are scattered. Imagine that you have a bunch of index cards that are lying on the table and you sort them one after the other with the help of numbers, arrows etc. Check out the examples on the right.

I like to call this "ORBITAL CHART". You start somewhere and see what happens.



NOW IT'S YOUR TURN

1. Grab a notebook or a lot of paper for this exercise.
2. Choose a simple topic (e.g. your daily routine) using icons that you are familiar with.
3. Try out different types of linear and organic structures to see which are best for you.

For work on the content, create a sketchbook during your next meeting. By using colours and shadows, look at www.changepoint.net sketchbook on the right.

BASICS FOR THE PAGE LAYOUT

Wow, you have really learned a lot! To make your notes even easier to read, an additional option is to structure them with arrows and frames. You can use, change and add to the structures mentioned here.

There are essentially 2 different ways to do this:

1. You think about which structure you want to use to create your note.
2. You make a note with the individual elements and then afterwards with arrows, frames etc.

LINEAR STRUCTURES

Linear structures are great if you want to show results or events in chronological order. Arrows and connecting elements are ideal for joining the individual components together.



Sketchnote Journal

Those who express their ideas and thoughts not only in writing, but also visually – using visual language – work more attentively and faster. Visual notes allow us to learn more effectively and memorise content with greater retention. Thoughts can be expressed more precisely and given structure. Creating and sharing notes is much more fun this way.

As a result, visual journaling is becoming increasingly popular. So, now we have to learn how to make Sketchnotes? It isn't as hard as you think and this Sketchnote Journal will not only teach you how to do it, it will give you plenty of opportunities to try things out at your own pace. You'll have more fun taking and making notes, whether they are of a private nature, to assist your daily planning, or in a professional setting – for example to make visual notes of workshop content.

More than 250 icons complete with layouts will help you enjoy finding your own creative style and discover the joy and versatility of visual journaling.

The Sketchnote Journal was developed by Anna Frank, a visual designer from Hamburg, and Sabine Wein, an innovation strategist from Berlin. Both work with sketchnotes every day – whether in workshops or in project work. With the Sketchnote Journal, they pass on their extensive knowledge, which they have enriched with many ideas and methods from the Sketchnote community.



Sketchnote Journal | Hardcover
Medium (A5) 145 × 210 mm,
186 numbered pages, 120 g/m² paper

Vanilla		366211
Olive		366212

Display
equipped with 10 Sketchnote Journals,
5 per colour.
(W/H/D: 325 x 410 x 220 mm)
Item no.: 366217

Product updates

In addition to the newly launched products, we also present some popular classics from our product range in fresh, new colours.



Notebooks

Master Classic, the heavyweight in our notebook range, is now also available in the powerful colours Pacific Green and Port Red.

Our Softcover notebooks in the formats Composition (B5), Paperback (B6+), Pocket (A6) and the Hardcover Pocket (A6) are now also available in the trendy colours Rising Sun and Stone Blue.

Sketchbooks

New colours in all formats: We've added Pacific Green and Stone Blue to the colour range of our sketchbooks.





Drehgriffel Nr. 1

Set new colourful accents. Now the Drehgriffel Nr. 1 is also available in Navy, Port Red and Pacific Green as either a gel pen or ballpoint.

Bullet Journal – Edition 2

The original from Ryder Carroll in Blue22. This new colour has been selected by the Bullet Journal community and is only available as a Bullet Journal®.





New planner colours

It's time to discover something new. Our 2023 planners in the new Smooth Colours combine the spirit of optimism with an air of tranquillity. They invite you to experience places, people and moments in time with a fresh outlook every day.

Explore new territory. This thought inspired us during the development of the new colour collection. The planners in Smooth Colours – Lilac, Vanilla, Olive, Ocean – are making 2023 a year of discovery. Allow yourself to drift, explore new paths and shores, see and experience in harmony. Countless possibilities open up when your thoughts travel freely. At your side, the Smooth Colours – every day and the whole year through.



Planners 2023



12 months

Additional creative space for new plans:
The **Weekly Planner & Notebook** and the
Week Planner are now also available in the
Composition (B5) Hardcover format. This
size is becoming increasingly popular, as the
combination of convenient handling and ample
space for planning is a convincing concept.



We have expanded our range of 18-month planners: In the Medium format (A5), the **Weekly Planner & Notebook** is now also available as a **Softcover version** in addition to the classic Hardcover version. It features the same calendar beginning in July, but it's a few grams lighter and has a flexible cover.

New model: Now the **Weekly Planner** in Medium format (A5) is also available as a Hardcover 18-month planner – and of course it also includes the additional half-year.

18 months

Our notebooks – beautiful, practical, always at your fingertips. To safeguard secrets, provide structure for our everyday routine, record our memories and so much more.

Whatever life has in store for us – with their enormous variety and our love of attention to detail, every one of our notebooks can be transformed into a personal companion.

Notebooks



































































































































































































Books

Overview	40
Hardcover	→ 50
Master	50
Composition	16
Medium	52
Pocket	54
Softcover	→ 56
Composition	56
Medium	58
Paperback	60
Pocket	62
Notepad	→ 64
Jottbook Double	→ 66

2

Notebooks

Hardcover

	A4+				A4+				B5				A5				A6			
	Master Classic				Master Slim				Composition				Medium				Pocket			
Classic Colours																				
Powder																				
Port Red																				
Berry																				
Red																				
Rising Sun																				
Lemon																				
Sage																				
Pacific Green																				
Aquamarine																				
Royal Blue																				
Navy																				
Stone Blue																				
Army																				
Anthracite																				
Black																				
Smooth Colours																				
Lilac																				
Vanilla																				
Olive																				
Ocean																				
























Hardcover notebooks → page 50



Notepad

A6

Pocket

Colours				
				
Powder				
Port Red				
Lemon				
Sage				
Navy				
Black				

Notepad → page 64



Jottbook Double

Double pack
with
insert pocket































A5

A6

Medium


Pocket

Colours

								
Berry	Port Red							
Emerald	Pacific Green							
Ice Blue	Royal Blue							
Anthracite	Black							

Jottbook Double → page 66

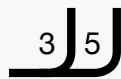




Details make all the difference.

We have designed our notebook very carefully – down to the last detail. The pages are numbered and there is an empty table of contents that makes it easier for you to organise your notes.

There are several perforated pages at the back of every notebook, just in case you want to share a note with someone else. All books come with a set of self-adhesive labels to help you with archiving.



Paginierung
pagination
pagination



Fadenheftung
thread-bound
reliure cousue



Lesezeichen
bookmarks
marque-pages



Falttasche
pocket
pochette



säurefrei
acid-free
sans acide



Perforierte Seiten
perforated pages
pages perforées



Sticker
labels
étiquettes



Inhaltsverzeichnis
table of contents
table des matières

Notebook formats

[illegible]

Master (A4+) | 225 × 315 mm

Slightly larger than A4 so that loose A4 pages can be fully placed inside the notebook to prevent frayed edges.

[illegible]

Composition (B5) | 178 x 254 mm

Iconic American size – smaller than A4 yet bigger than A5 – the same size as a tablet.

New: Now also available as a Hardcover version!

[illegible]

Medium (A5) | 145 x 210 mm

A double page is just the right size for A4 photocopies.

[illegible]

Paperback (B6+) | 125 x 190 mm

A convenient and compact format.
Inspired by the size of a paperback book.

[illegible]

Pocket (A6) | 90 × 150 mm

The size to carry around. Fits into the inside pocket of a jacket.






Rulings


To rule or not to rule – that is the question. While under certain circumstances you might make compromises with the cover colour, opinions differ when it comes to how a page is ruled.

From plain for absolute freedom to dotted for minimal support to ruled and squared for greater structural stability – whatever your needs, our page designs rule.




Plain

Clear, white pages. No margin, no date. Simply features the page number in the bottom corner. We also provide each plain Master and Medium notebook with a ruled and squared guideline page.



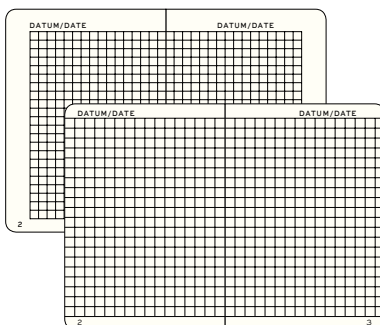
Dotted

Dots with 5 mm spacing provide a guide for writing, creating tables and drawings and are so discreet that you would almost think the pages are blank.



Ruled

Almost all sizes feature the standard 6mm line spacing. Only our Master Classic notebook provides generous 8.5mm line spacing on 235 pages. The notebooks in Master size have a side margin with space for comments.



Squared

Available in all sizes and versions – squared with precise 5 × 5 mm boxes. For calculations, tables and drawings. Our Master notebooks also feature a margin.



LEUCHTTURM1917

Denken mit der Hand*



Punktiertes Notizbuch
Dotted notebook
Carnet à pages pointillées

A4+
Master

2

Leuchtturm1917

Leuchtturm1917

Leuchtturm1917

Leuchtturm1917

Leuchtturm1917

Leuchtturm1917

Leuchtturm1917

Leuchtturm1917

Leuchtturm1917

Leuchtturm1917

Leuchtturm1917

Leuchtturm1917

Leuchtturm1917

Leuchtturm1917

Leuchtturm1917

Leuchtturm1917

Leuchtturm1917

Leuchtturm1917

Leuchtturm1917

Leuchtturm1917

Leuchtturm1917

Leuchtturm1917

Leuchtturm1917

Leuchtturm1917

Leuchtturm1917

Leuchtturm1917

Leuchtturm1917

Leuchtturm1917

Leuchtturm1917

Leuchtturm1917

Leuchtturm1917

Leuchtturm1917

Leuchtturm1917

Leuchtturm1917

Leuchtturm1917

Leuchtturm1917

Leuchtturm1917

Leuchtturm1917

Leuchtturm1917

Leuchtturm1917

Leuchtturm1917

Leuchtturm1917

Leuchtturm1917

Leuchtturm1917

Leuchtturm1917

Leuchtturm1917

Leuchtturm1917

Leuchtturm1917

Leuchtturm1917

Leuchtturm1917

Hardcover Master

Sometimes more is more. The Master notebook was the first notebook that we produced and we are still very fond of it. With its oversized A4+ format (225 × 315 mm), and compared with all smaller formats, it is a master of its class when it comes to order and clarity.

The highlight – loose sheets and handouts in A4 format are easily and invisibly stowed away between the pages or in the pocket on the inside of the back cover, just as in a file folder. We offer the Master format with two different thicknesses.

As “Classic” edition with 235 numbered pages and as “Slim”, a slender version with only 123 numbered pages.





The paper quality of both versions is identical at 100 g/m² and thus significantly heavier than for all other notebooks. Due to the smaller page count, the Master Slim is significantly lighter and leaner than the Master Classic. Ruled with either lines or grids, our Master notebooks have a page margin for comments and cross-referencing. The line height for lined Master Classic is 8.5 mm and 6 mm for Master Slim.







red**dot** winner



Notebooks | Hardcover | Master Classic (A4+) 225 × 315 mm, 235 numbered pages

					
Port Red	New!	365615	365618	365619	365620
Pacific Green	New!	365621	365622	365623	365624
Navy		359870	359869	359867	359868
Black		308227	327366	327150	307959

Notebooks | Hardcover | Master Slim (A4+) 225 × 315 mm, 123 numbered pages

					
Port Red		359786	359787	359784	359785
Sage		363921	363920	363918	363919
Pacific Green		359791	359790	359788	359789
Navy		342928	342929	342926	342927
Anthracite		344816	344815	344812	344814
Black		330754	321149	334917	310174

Displays for the perfect product presentation can be found starting on → **page 150.**



Hardcover Medium

The notebook format Medium (A5) is the classic in our assortment:

251 numbered pages provide space for writing, sketching, note taking, organising and structuring.





















Fifteen classic colours and four new Smooth Colours (p. 12) as well as four types of ruling provide plenty of scope for choice.

Of course, the Hardcover Medium notebook, like all LEUCHTTURM1917 notebooks, comes with numbered pages and an empty table of contents. The pages towards the back are perforated and detachable. A pocket on the inside of the back cover allows you to store loose sheets of paper. Every notebook comes with a set of self-adhesive labels for archiving.

Displays for the perfect product presentation can be found starting on → **page 150**.

Notebooks | Hardcover | Medium (A5) 145 × 210 mm, 251 numbered pages

					
Powder		361577	361576	361573	361575
Port Red		359697	359695	359691	359694
Berry		-	344809	344807	-
Red		309141	313627	332933	312564
Rising Sun		363386	363387	363388	363389
Lemon		344801	344800	344798	344799
Sage		361585	361584	361582	361583
Pacific Green		359698	359696	359692	359693
Aquamarine		363390	363391	363392	363393
Royal Blue		-	344747	342707	-
Navy		342924	342925	342922	342923
Stone Blue		363333	363334	363335	363336
Army		-	348103	348101	-
Anthracite		344785	344784	344782	344783
Black		311333	329398	300612	315928














On page 14, you will also find these products in the new Smooth Colours .

Hardcover Pocket

Everything our Medium Hardcover has to offer – in a practical Pocket format (A6).

Our Pocket format goes everywhere you go, since it fits perfectly in any jacket or trouser pocket. We often come up with our best ideas and thoughts when we least expect them. So it makes sense to have a notebook at hand that you can quickly flip open to record them.

Notebooks | Hardcover | Pocket (A6) 90 × 150 mm, 187 numbered pages

					
Powder		363938	363939	363936	363937
Port Red		359707	359703	359699	359702
Rising Sun	New! 	365625	365626	365627	365628
Lemon		344797	344796	344794	344795
Sage		363943	363944	363940	363942
Pacific Green		359706	359704	359700	359701
Navy		342920	342921	342918	342919
Stone Blue	New! 	365629	365630	365631	365632
Black		317257	333915	334821	318898

Displays for the perfect product presentation can be found starting on → **page 150.**





Softcover Composition

Softcover notebooks have all the same great features as the Hardcover notebooks.














Even though they are lighter and more flexible, they do not compromise on functional design.

The Composition format (B5) corresponds to the dimensions of common tablet computers. What do you need apart from a notebook and a tablet? Our Softcover notebooks, as well as the Monthly Planner with notebook are available in this format – **and now our Hardcover notebooks, along with our Weekly Planner & Notebook and the Week Planner are available in this format as well.**



Displays for the perfect product presentation can be found starting on → **page 150.**

Notebooks | Softcover | Composition (B5) 178 × 254 mm, 123 numbered pages

					
Powder		363926	363925	363924	-
Port Red		359674	359673	359672	-
Rising Sun	New! 	365633	365634	365635	-
Lemon		355287	355289	355288	-
Sage		363929	363928	363927	-
Pacific Green		359675	359676	359677	-
Navy		349299	349301	349300	-
Stone Blue	New! 	365636	365637	365638	-
Black		349295	349298	349296	362870

Softcover



Softcover Medium















The topseller format in the popular softcover binding – For a very long time, the best-selling format in the ever-popular softcover was only available in classic black with the four different types of ruling. Now we offer a whole host of different colours as well as three different types of ruling: plain, dotted and ruled.

It goes without saying that the Medium Softcover has all of the LEUCHTTURM1917 details but is significantly lighter and thinner than the Medium Hardcover as a result of fewer pages (123 pages) and the flexible softcover.



Displays for the perfect product presentation can be found starting on → **page 150**.

Notebooks | Softcover | Medium (A5) 145 × 210mm, 123 numbered pages

					
Powder		361568	361567	361565	-
Port Red		362855	362844	362834	-
Rising Sun		363402	363403	363404	-
Lemon		362857	362846	362836	-
Sage		361593	361592	361590	-
Pacific Green		362859	362848	362838	-
Aquamarine		363406	363407	363408	-
Navy		362864	362850	362840	-
Stone Blue		363398	363399	363400	-
Black		318651	324804	308290	310337

On page 14, you will also find these products in the new Smooth Colours    .

Softcover Paperback














Our response to the ever-growing swing towards minimalism.

Even if people now take smaller bags on their travels, everything still needs to fit in so that memories and thoughts can be noted down for eternity.

As an in-between size, somewhere between Pocket (A6) and Medium (A5), the Paperback (B6+) is based on a classic Paperback book. It is big enough to write down notes easily and also a great size for Bullet Journaling.



Notebooks | Softcover | Paperback (B6+) 125 × 190 mm, 123 numbered pages

					
Powder		363932	363931	363930	-
Port Red		359681	359683	359684	-
Rising Sun	 New!	365639	365640	365641	-
Lemon		358304	358303	358302	-
Sage		363935	363934	363933	-
Pacific Green		359680	359679	359678	-
Navy		358319	358318	358317	-
Stone Blue	 New!	365642	365643	365644	-
Black		358292	358291	358288	362869

Displays for the perfect product presentation can be found starting on → **page 150.**





Softcover Pocket














The Pocket notebooks feature a soft cover in a handy format, measure 90 x 150 mm and their exceedingly practical size allows you to keep them by your side at all times.

Always at your fingertips, the Softcover Pocket format is the ideal, lightweight companion for making notes when the best thoughts occur while on the go.

Like the Hardcover Pocket, its Softcover cousin with a reduced page count (123 pages) features all the well-known LEUCHTTURM1917 details and makes the smallest of all notebooks in our range to an indispensable companion.



Notebooks | Softcover | Pocket (A6) 90 × 150 mm, 123 numbered pages

					
Powder		363950	363946	363945	-
Port Red		362867	362852	362842	-
Rising Sun	New! 	365645	365646	365647	-
Lemon		355290	355292	355291	-
Sage		363953	363952	363951	-
Pacific Green		362868	362854	362843	-
Navy		349302	349304	349303	-
Stone Blue	New! 	365648	365649	365650	-
Black		305477	311346	306017	329869

Displays for the perfect product presentation can be found starting on → **page 150**.



Notepad

Notes and ideas need room to develop. Every list unclutters the mind, helps with the analysis, and sharpens the focus. Lists are compiled to separate the important from the urgent items. We reorganise projects, arranging and prioritising

them. All the pages in the handy, portrait-format Pocket (A6) notepad are perforated, so that they can be torn out easily. A versatile companion – not only for journalists.



Notepad | Hardcover | Pocket (A6) 90 × 150 mm, 184 numbered pages

Powder		364402	364412	364407	-
Port Red		364403	364413	364408	-
Lemon		364404	364414	364409	-
Sage		364405	364415	364428	-
Navy		364406	364416	364410	-
Black		316831	364411	327986	333843



Jottbook Double

One product in a double pack.








With their coloured fore edges, our Jottbooks set a clear yet understated accent. The smart design of the notebooks is enhanced by the small and practical pocket on the endpaper. The Jottbook is a lightweight alternative to the classic notebook – these books are arranged in a colour-coordinated double pack in Medium

or Pocket format. The 32 pages are all micro-perforated and can be easily torn out; a table of contents and numbered pages are part of the standard features. Our Jottbooks have thread-sewn bindings and include a set of adhesive labels.











Colour coordinated double pack in the two formats Medium (A5) and Pocket (A6).

Jottbooks | Flexcover | Medium (A5) in a double pack: 145 × 210 mm, 59 numbered pages

				
Emerald + Pacific Green		362704	362712	362696
Berry + Port Red		362703	362711	362695
Ice Blue + Royal Blue		362705	362713	362697
Anthracite + Black		362702	362710	362694

Jottbooks | Flexcover | Pocket (A6) in a double pack: 90 × 150 mm, 59 numbered pages

				
Emerald + Pacific Green		362708	362716	362700
Berry + Port Red		362707	362715	362699
Ice Blue + Royal Blue		362709	362717	362701
Anthracite + Black		362706	362714	362698



Display
equipped with 32 Medium double packs (A5)
and 24 Pocket double packs (A6).

(W/H/D: 320 × 550 × 355 mm)
Item no.: 363063



We love making notes and live for writing – in short, we think with the hand.

Our limited editions pick up on special occasions, events and latest trends as well as becoming popular collector's items.

Our themebooks enable the owner's thoughts to flow into written words. Ideas, suggestions and structures are given effective tools, in order to simplify the everyday routine.


Editions & Theme books

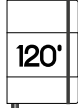













































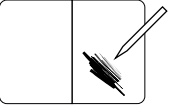





















s
ne

Overview	70
Editions	→ 72
120G Edition	72
Outlines	74
Metallic Edition	76
Bauhaus Edition	78
Red Dots Edition	80
Themebooks	→ 82
Bullet Journal® – Edition 2	82
Start-up Journal	84
Change Journal	86
Some Lines A Day	88
Address Book	90
Notebook with staves	91
Sketchbooks	→ 92

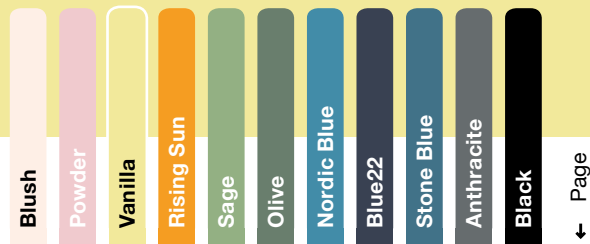
3



Editions



 120G Edition	Medium	  	           	72
 Outlines	Paperback		 	74
 Metallic Edition	Medium	  	        	76
 Bauhaus Edition	Medium	  	   	78
 Red Dots Edition	Medium		  	80
 Sketchbooks	Master		    	92
Square	    			
Medium	    			
Medium Landscape	    			

Themebooks



 <p>Bullet Journal® – Edition 2</p>	Medium					82	
 <p>Sketchnote Journal</p>	Medium					28	
 <p>Start-up Journal</p>	Medium					84	
 <p>Change Journal</p>	Medium					86	
 <p>Some Lines A Day</p>	Medium						88
 <p>Address book</p>	Medium						90
	Pocket						
 <p>Notebook with staves</p>	Master Slim						91

paper 120^g

**A very
intransparent
matter.**



120G Notebook Edition










Whether you prefer to write with a marker, fountain pen or brush pen – the 120 g/m² paper is the perfect writing surface for a variety of writing instruments.

During the milling process, the paper receives a smooth and particularly low-friction finish. It allows your pen to glide across the page with a minimum of wear and provides a pleasantly flowing writing sensation.

The ink does not bleed into the paper, but retains its clear contour. By adding the proper fillers, the paper has comparatively low transparency: writing does not shine through to the other side. The paper was specially developed and manufactured in Germany.



Display
equipped with 36 notebooks, 9 per colour.
(W/H/D: 475 × 380 × 400 mm)
Item no.: 363709

120G Notebook Edition Hardcover Medium (A5), 145 × 210mm, 203 numbered pages				
				
Port Red		364425	363535	363536
Sage		364426	363537	363538
Nordic Blue		364427	364422	364423
Black		364424	363533	363534

Displays for the perfect product presentation can be found on → **page 162.**





Outlines

The weatherproof notebook

Whatever the weather, with Outlines you'll always be able to read what you've written.

The Outlines notebook features the same non-coated, durable, wet-strength paper developed in Germany to produce nautical charts.

It guarantees writing pleasure whether you use a fountain pen, ballpoint or pencil. In addition to the heavy 150 g/m² quality, this is due to the paper's particularly smooth surface finish. That means smooth sailing when you put your pen to the excellent pages, even when wet. In this case, we recommend the use of a pencil.

Display
equipped with 20 notebooks, 10 per colour.
(W/H/D: 279 × 310 × 206 mm)
Item no.: 364725

Outlines | Flexcover | Paperback (B6+)
150 g/m² nautical chart paper
125 × 190 mm, 89 numbered pages



Signal Orange



363019

Walden Green



363020





Metallic Edition

A cover material specially developed for this edition gives the notebooks a refined metallic sheen.







To present this look in all its gold, silver or copper metallic glory, the notebooks come with a black belly band which features minimalist metallic embossing.

Accented or tone-in-tone, our accessories are also available in a precious metallic look.

The Pen Loops are also designed with special attention to detail – each self-adhesive loop bears the symbol of the element for the corresponding metal (gold, silver or copper).






Notebooks | Hardcover | Medium (A5) 145 × 210 mm, 251 numbered pages




				
Gold		355518	355676	355517
Silver		355520	355678	355519
Copper		355522	355680	355521

Pen Loops

40 × 40 mm, self-adhesive elastic loop




Gold		354347
Silver		354348
Copper		354349

Pen Loops | assorted unit | 20 pieces 40 × 40 mm, self-adhesive elastic loop

Gold 7x		355495
Silver 6x		
Copper 7x		

Pencils

180 mm, HB

Gold		355343
Silver		355344
Copper		355345



Bauhaus Edition

Reduced and distinct shapes, functional details and classic colours are the core elements of the most significant school of design in the present day as well as the principles which have always guided the product design of LEUCHTTURM1917.








Wassily Kandinsky, painter and teacher of the Bauhaus movement, summed it up with the following: **"Everything starts from a dot."**

This quote, embossed on the cover, underlines the fact that a creative spirit puts their ideas down on paper, starting with a dot. The first point of contact between thought and paper – a decisive moment – indeed, so decisive, that we are dedicating this special edition to it.

Special details include the coloured fore edges as well as the colour-coordinated dotted ruling.



Bauhaus Edition | Hardcover | Medium (A5)
 145 × 210 mm, 251 numbered pages,
 coloured fore edge with colour-coordinated dotted ruling

				
Red		-	-	359619
Lemon		-	359620	-
Royal Blue		359618	-	-
Black		-	-	359617

Display
 equipped with 20 notebooks, 60 pencils and 20 Pen Loops.
 (W/H/D: 400 × 400 × 660 mm)
 Item no.: 360449





Red Dots

15

17

19

LEUCHTTURM 1917

Red Dots Edition





The red ink makes the dots really stand out on the chamois-coloured paper.

Dotted is and will remain our best-selling ruling. And rightly so, as we think this ruling combines all the advantages of line-ruled and squared paper. All notebooks feature the well-known LEUCHTTURM1917 details such as numbered pages, a table of contents and a set of self-adhesive labels.

We have added red edges as well as a red-stripped bookmark to match the colour of the ruling. These features give the Red Dots Edition a distinctive look.



Red Dots Edition | Hardcover | Medium (A5)
145 × 210 mm, 251 numbered pages

		
Royal Blue		357698
Army		357697
Anthracite		357699

Display equipped with 20 notebooks,
7 × Royal Blue, 7 × Army and 6 × Anthracite.
(W/H/D: 385 × 360 × 215 mm)

Item no.: 358230




Bullet Journal® Edition 2

The upgrade of a ground-breaking method that is inspiring the world and which provides an answer to the question: How do I organise my day, my life, with all its appointments, tasks and plans? Developed by New York product designer Ryder Carroll, it makes it easy to trace the past, organise the present and plan the future. It easily adapts to your personal needs, to provide an interface between productivity and focused thinking.

The Bullet Journal® - Edition 2 will soon be available in the new colour Blue22.

Bullet Journal® – Edition 2 | Hardcover Medium (A5) 145 × 210 mm, 206 numbered pages, 120 g/m² paper



Blush		363573
Blue22 New!		366244
Black		363572



- 1 Page Dividers.** Every page in perfect order: small markings that allow the quick and exact vertical or horizontal division into fields or sections.
- 2 The Grid Guide.** Instructions on how to use the grid in the book cover. And how easy it is to create calendar overviews, diagrams, trackers or storyboards.

Displays for the perfect product presentation can be found on → **page 163.**



- 3 **120 g/m² paper.** Its particularly smooth surface structure, low transparency and high ink compatibility allow a variety of design techniques.
- 4 **Pocket Guide.** A quick guide to Bullet Journaling. How the system works and what is most important. For beginners and advanced users. The booklet is tucked away in the folding pocket.
- 5 **Sticker set.** Best friends of the Bullet Journal®. They display overviews for months and week-days along with small symbols for identification. Practical and clearly arranged.

turn your **idea**
into your own
company



Start-up Journal

In 15 steps to your own company.

Does my idea stand a chance? Do I have what it takes to be an entrepreneur? Which factors lead to success? How do I recognise risks?

The Start-up Journal shows you how to start your own company in 15 simple steps. It helps you to develop your ideas, while managing risks and winning over investors and customers.

It supports you with valuable advice, practical templates and helpful methods. It motivates future entrepreneurs to plan the next steps, give ideas a personal touch and enter it all in writing.

The highly detailed graphic design and the simple structure of the methods make the Start-up Journal an indispensable tool for all founders.

“For those who seek real business potential, minus the illusions.”

Tim Jaudszims, Business Angel and Author



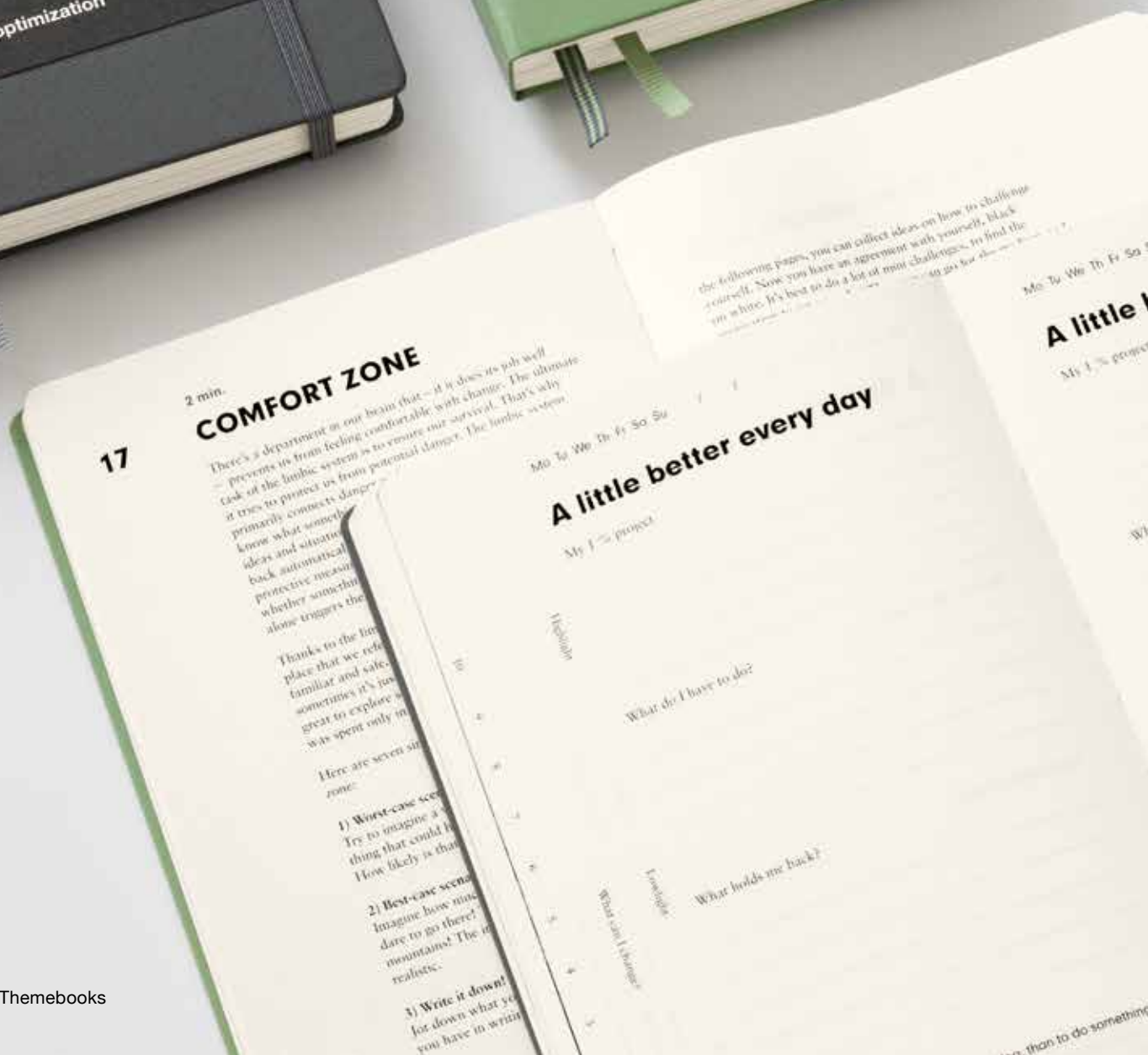
Display
equipped with 10 Start-up Journals, 5 per colour.
(W/H/D: 325 x 410 x 220 mm)
Item no.: 364657

Start-up Journal | Hardcover | Medium (A5)
145 x 210 mm, 294 numbered pages,
100 g/m² paper

Rising Sun		363843
Stone Blue		363844



Displays for the perfect product presentation can be found on → **page 164.**



Change Journal

The Change Journal comprises 24 effective yet simple ways to optimise your life. It summarises the best methods from various sources compiled into the quick and easy-to-read essentials for you to try out to suit your own needs. Thousands of books on each practice were read and summarised. The essence of each summary was then

condensed into a quick and easy to follow guide which should only take a few minutes to read. The Change Journal was published in the cover colours Anthracite and Sage. The dimensions are the same as our Medium format and it features details such as an expandable pocket inside the cover, two bookmarks and stickers for labelling and archiving.

Tim Jaudszims, author of the Change Journal, once said:

“If you’re as lazy and as full of ideas as I am, then at some point you’re looking for tricks that make life easier. That’s why I threw myself into the world of guides and blogs, planners and journals, and filtered out my favourites. That’s how the Change Journal came into being.”



Display equipped with 10 Change Journals,
5 per colour.
(W/H/D: 325 x 410 x 220 mm)
Item no.: 360446

Change Journal | Hardcover | Medium (A5)
145 x 210 mm, 294 numbered pages,
100 g/m² paper

Sage




364513

Anthracite



360443



Displays for the perfect product presentation can be found on → **page 165**.

Some Lines A Day

5 Year Memory Book

Each page provides space for you to write a few lines each calendar day over five years.

Only the first two digits of the year are printed, i.e. 20__. A great way of easily recalling the extraordinary and the ordinary events in your life and their place in the grand scheme of things. Over the course of time, this special diary will become an interesting reference book of your own past.




Display equipped with 16 notebooks, 4 per colour.
(W/H/D: 385 × 360 × 215 mm)

Item no.: 355925

Some Lines A Day – The 5 Year Memory Book
Hardcover | Medium (A5) 145 × 210 mm,
365 pages

Powder		363839
Sage		363840
Nordic Blue		355276
Black		343552



A close-up, warm-toned photograph of a woman with dark hair, seen from the side, writing in a small notebook with a black pen. She is wearing a black watch and a ring. The notebook is open, showing handwritten text. On the table next to her is a white cup, a glass of water, and a salt shaker. The background is softly blurred, showing an outdoor setting with a railing and bright light.

“And in the end, it’s not the years in your life that count.
It’s the life in your years.”

Abraham Lincoln



Address Book

Just as in our notebooks, you can write in them, cross out, erase. An address book with character and a perfect memory. You can attach business cards or stick in address labels or use company stamps in them. Two formats in a tried and tested layout – alphabetical index, elastic enclosure band, pocket on the cover and space on the front and spine for labelling.

Address Book | Hardcover

with a pocket in the cover and A-Z cut tabs
1 tab + 4 pages per letter

Black



Medium
145 × 210 mm

330862

Pocket
90 × 150 mm

316927





Notebook with staves

Created especially for musicians, this Master Slim notebook contains full size manuscript paper. It features 123 numbered pages (14 staves on each page) and a table of contents.

The Master Slim notebook has a thread-sewn binding, is printed on 100 g/m² paper and comes with self-adhesive labels. It has an expandable pocket on the back cover large enough to hold A4 sheets.

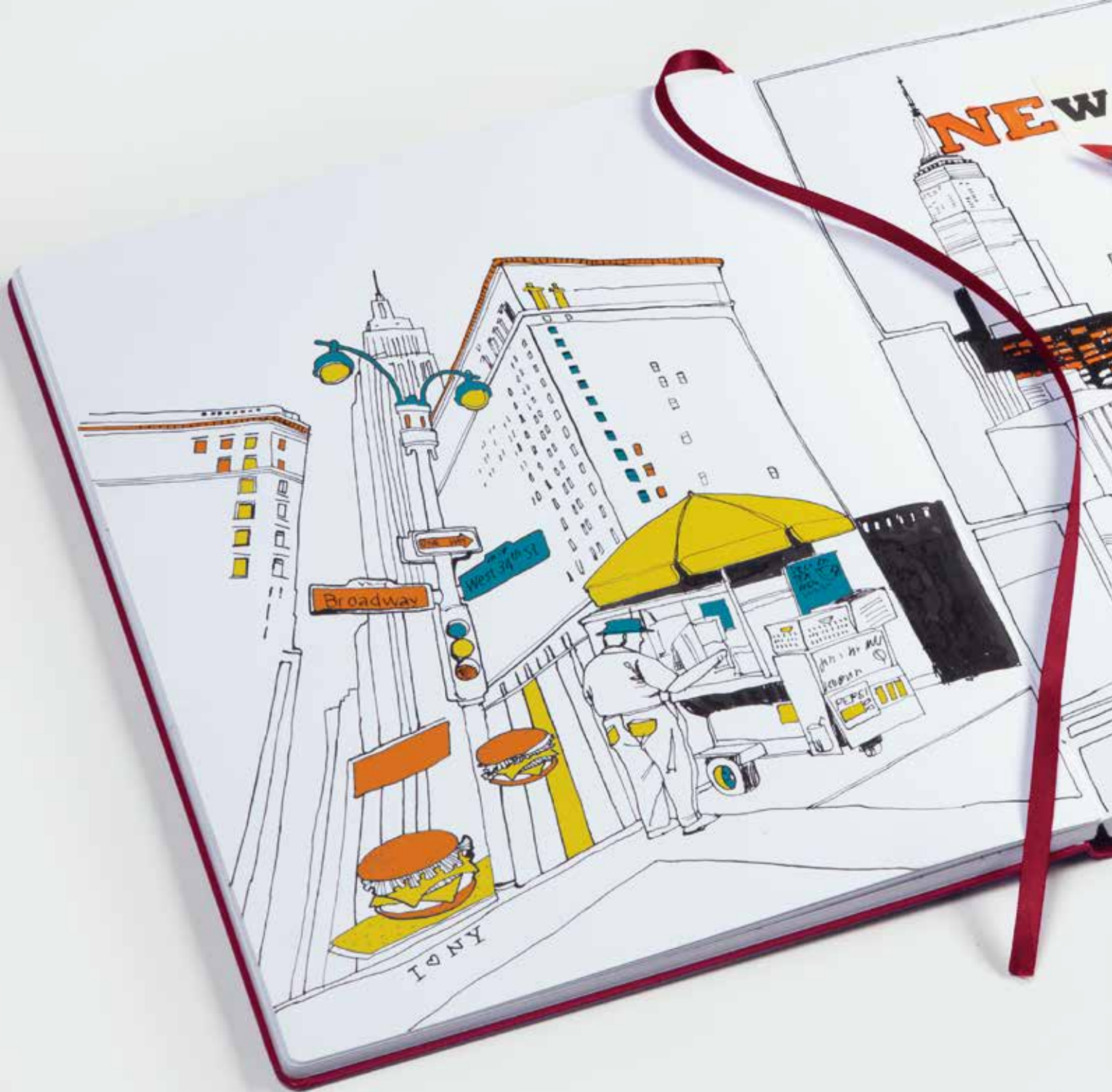
Notebook with staves | Hardcover | Master Slim (A4+)

225 × 315 mm, 123 numbered pages

Black



340833



Master



Square



Medium




Medium Landscape






Sketchbooks

Sketching mental images, portraying people, drawing landscapes, painting, scribbling, shading, colouring and capturing what we see on paper, whenever something inspires us.

All of this is now possible on our upgraded paper quality. 112 pages, 150 g/m² white paper; ideal for use with pencil, charcoal, chalk and ink. In addition to the Medium (A5) and Master (A4+) sizes, our sketchbooks are available in Medium Landscape and Square format. Four formats in five fresh colours. Just add your creative input.



Sketchbooks | Hardcover 112 pages, 150 g/m² paper

		Master 225 × 315 mm	Square 225 × 225 mm	Medium 145 × 210 mm	Medium Landscape 210 × 145 mm
Port Red		362355	362359	362363	362367
Lemon		362356	362360	362364	362368
Pacific Green	 New!	366150	366151	366152	366153
Stone Blue	 New!	366154	366155	366156	366157
Black		362354	362358	362362	362366

Displays for the perfect product presentation can be found on → **page 151 and 158.**

Our writing instruments and accessories complete our product range. Our Pen Loop – featuring a patented design and developed in-house – as well as our pencils provide additional revenue opportunities and offer your customers added value. It allows them to set their preferred accent colours. Our Drehgriffel Nr. 1 ballpoint and gel pen has an aesthetically pleasing design, which has won several awards. It manifests our belief that writing by hand is thinking on paper in a stylish manner.

Writing instruments & Accessories

Drehgriffel Nr. 1
Pen Loops
Pencils

→ 96
→ 102
→ 103

ents & ries

4



Drehgr



Writes more than 1,000 words.

Inspired by the original 1920 design. The Drehgriffel Nr. 1 makes a striking statement, with its hexagonal silhouette. Both the narrowly tapered tip and the twist mechanism come in a colour that contrasts with the body.

griffel



[dre:][griffel] The name is a tribute to the culture of writing. It combines the word **Dreh** (twist), a reference to the twist mechanism, and the term **Griffel** (pen), a name for the oldest writing instrument in the world (from the Greek grapheion = writing instrument). The font is derived from the Sütterlin script. The original script was developed by the Berlin graphic artist and educator Ludwig Sütterlin for learning cursive writing, which became the widespread standard in Germany during the 1920s and replaced the former Kurrent script. Sütterlin script was banned in 1941. Today, only a few people still master this special cursive writing style.

Drehgriffel Nr. 1



Drehgriffel Nr. 1 | Ballpoint pen

The twist mechanism and refill of this multiple design award-winning writing instrument are made in Germany. The Drehgriffel Nr. 1 is precision-milled in aluminium and brass, then varnished and sealed. It has a spring-loaded twist mechanism.

The Drehgriffel Nr. 1 is available as a ballpoint pen with royal blue ink. The compatible refills can be found on page 100.












Drehgriffel Nr. 1 | with gel refill

Inspired by the fine art of Asian writing, with its elaborate characters that create a filigree typography, the Drehgriffel Nr. 1 is also available with a Japanese gel refill with a line width of 0.5 mm.

The compatible refills can be found on page 101.



Drehgriffel Nr. 1

Classic Colours			Ballpoint pen royal blue ink (Line width M)	with gel refill black ink (Line width 0.5 mm)
White			362451	363957
Powder			362453	363959
Port Red	New!		365594	365597
Red			362455	363961
Rising Sun			364158	364162
Lemon			362452	363958
Sage			362456	363962
Pacific Green	New!		365593	365596
Aquamarine			364160	364164
Navy	New!		365592	365595
Stone Blue			364159	364163
Black			362450	363956

On page 14 you will also find these products in the new Smooth Colours    .

Nr. 1 | Ballpoint pen



Display
equipped with 54 Drehgriffel Nr. 1 –
ballpoint pen in various colours.
(W/H/D: 235 × 315 × 140 mm)

Item no.: 363091

The corresponding LEUCHTTURM1917 refills for the ballpoint pen are available in the line widths M and B with royal blue or black ink.

**Refills for
Drehgriffel Nr. 1 | Ballpoint pen**
Package includes 2 refills

		Line width M	Line width B
Royal Blue	●	364167	362739
Black	●	364166	362738



Nr. 1 | with gel refill



Display

equipped with 54 Drehgriffel Nr. 1 –
with gel refill in various colours.
(W/H/D: 245 x 315 x 140 mm)

Item no.: 364787

The corresponding LEUCHTTURM1917 refill for
the Drehgriffel Nr. 1 – with gel refill is available in
line width 0.5 mm with black gel ink.

**Refill for
Drehgriffel Nr. 1 | with gel refill**
Package includes 1 gel refill

Black



364170



Displays for the perfect product presentation can be found on → **page 160.**

Pen Loops

A fitting place for the pen. The Pen Loop is the answer! The practical Pen Loop complements our colourful notebooks thanks to the wide variety of LEUCHTTURM1917 colours and enables the owner to set their own accents with their preferred colour scheme.

We have created our own USP in the market with the Pen Loop which was developed in-house and features a patented design. The Pen Loop comes with a self-adhesive surface, which enables it to be attached anywhere to the inside cover of the notebook – the elasticated, strong fabric loop keeps both a thin pencil, our Drehgriffel as well as a thicker fountain pen securely in place.

The new Pen Loop XL for extra thick pens can be found on → page 26.



Pen Loops | 40 × 40 mm self-adhesive elastic loop



Powder		361598
Port Red		359668
Berry		345160
Red		339055
Rising Sun		363415
Lemon		345162
Sage		361600
Pacific Green		359669
Aquamarine		363416
Royal Blue		345163
Navy		342939
Stone Blue		363414
Army		348093
Anthracite		342942
Black		304637

Pen Loops | assorted units | 20 pieces 40 × 40 mm, self-adhesive elastic loop

Powder 4x		366573
Port Red 4x		
Berry 4x		
Red 4x		
Rising Sun 4x		366574
Lemon 4x		
Sage 4x		
Pacific Green 4x		
Aquamarine 4x		366575
Royal Blue 4x		
Navy 4x		
Stone Blue 4x		
Army 4x		366575
Anthracite 4x		
Black 4x		

Further colour options:
Smooth Colours (→ page 15) and Metallic Colours (→ page 77)

Pencils
















A pencil for your thoughts: LEUCHTTURM1917 fine pencils have fully-bonded HB lead for smooth writing and sturdy tips.

As an accent or tone-on-tone to the notebook or Pen Loop in terms of colour, pencils provide countless ways to personalise the process of thinking and writing. They come as a pack of 10 pieces in one colour – you can choose what colours best suit your range. For an attractive presentation, please use our glass displays.



Pencils 10 pieces 180 mm, HB



Powder		361603
Port Red		359671
Berry		355321
Red		355330
Rising Sun		363420
Lemon		355332
Sage		361605
Pacific Green		359670
Aquamarine		363421
Royal Blue		355337
Navy		355338
Stone Blue		363419
Army		355339
Anthracyte		355341
Black		355319

Further colour options:
Smooth Colours (→ page 14) and Metallic Colours (→ page 77)



Displays for the perfect product presentation can be found on → **page 159**.

It is in the nature of things that planner requirements are a very personal matter.

Whether you choose a Daily Planner, a Week Planner or a Weekly Planner with or without a notebook, for 12, 16 or 18 months, our various models offer orientation and overview.


Planner 2023

ers

Overview	106
Weekly Planner & Notebook	→ 110
Hardcover	110
Softcover	112
Weekly Planner	→ 114
Hardcover	114
Softcover	116
Week Planner	→ 118
Daily Planner	→ 120
Monthly Planner with notebook	→ 122
18-month planners	→ 124
Weekly Planner & Notebook	→ 124
Weekly Planner	→ 126
Academic Week Planner	→ 128

5



































































Planners 2023



	Weekly Planner & Notebook							Weekly Planner						Week Planner			
	12 months							12 months						12 months			
Classic Colours	Master	Composition	Medium	Pocket	Softcover* Medium	Softcover* Paperback	Softcover* Pocket	Master	Medium	Pocket	Mini*	Softcover* Medium	Softcover* Pocket	Master	Composition	Medium	Pocket
Port Red	■	■	■	■	■	■	■		■	■	■	■	■		■	■	
Red			■		■												
Rising Sun			■		■												
Pacific Green		■	■	■	■	■	■		■	■		■					
Stone Blue		■	■	■	■	■	■		■	■	■	■	■		■	■	
Navy		■	■	■	■	■	■		■	■		■					
Anthracite			■		■												
Black	■	■	■	■	■	■	■	■	■	■	■	■	■	■	■	■	■
Gold			■														
Silver			■														
Copper			■														
Smooth Colours																	
Lilac		■	■	■	■	■	■		■	■	■	■	■		■	■	
Vanilla		■	■	■	■	■	■		■	■	■	■	■		■	■	
Olive		■	■	■	■	■	■		■	■	■	■	■		■	■	
Ocean		■			■												
Page →	110			112				114			116			118			

*without extra booklet.

Our planners are available in six formats:
Master, Composition, Medium, Paperback,
Pocket and Mini.

					
Daily Planner	Monthly Planner with notebook	Weekly Planner & Notebook	Weekly Planner	Academic Week Planner	
12 months	16 months	18 months	18 months	18 months	
Master* Medium* Pocket*	Softcover* Composition Softcover* Paperback	Medium Softcover* Medium	Medium	Master Medium Pocket	Classic Colours
	 	 			 Port Red
					 Red
					 Rising Sun
					 Pacific Green
	 	 			 Stone Blue
					 Navy
					 Anthracite
  	 	 		  	 Black
					 Gold
					 Silver
					 Copper
					Smooth Colours
	 	 			 Lilac
	 	 			 Vanilla
	 	 			 Olive
					 Ocean
120	122	124	126	128	← Page

Planners 2023

In English, with monthly and annual overviews

We are convinced that small details make a big difference. Our planners are available in five different layout variations.

Overviews of public holidays as well as monthly and annual overviews provide orientation and overview. A project plan enables chronological task-planning.

2023

JANUARY

WK	M	T	W	T	F	S	S
52							1
1	2	3	4	5	6	7	8
2	9	10	11	12	13	14	15
3	16	17	18	19	20	21	22
4	23	24	25	26	27	28	29
5	30	31					

FEBRUARY

WK	M	T	W	T	F	S
5			1	2	3	4
6	6	7	8	9	10	11
7	13	14	15	16	17	18
8	20	21	22	23	24	25
9	27	28				

Annual overviews

All of our planners feature annual overviews including the previous and upcoming year in addition to the current one.

2023

JANUARY

S 1

M 2

T 3

W 4

T 5

F 6

FEBRUARY

W 1

T 2

F 3

S 4

S 5

M 6

Monthly overviews

We also provide an annual overview in table format, showing separate months and days, indicating the moon phases.

[illegible]


Project plan

Recurring events and tasks often determine the rhythm of the year. You can get an easy overview of the whole year with our tabular project plan.

Monthly tasks can be noted on the left and scheduled according to days and weeks on the right.

Planner variants


12 months



Weekly Planner & Notebook


Every double page features one page with the full calendar week on the left and a ruled notebook page on the right.

16 months



Monthly Planner with notebook


Each month is displayed over a two-page spread, 16 months. The notebook section with table of contents and page numbers begins after the monthly overview.



Weekly Planner


A section with enough space for several lines for every day of the week. One week on every double page.

18 months



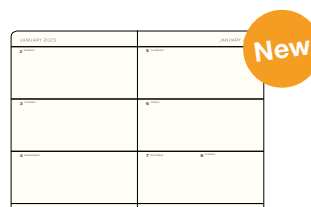
Weekly Planner & Notebook

A calendar week on the left and a ruled notebook page on the right. The planner starts in July 2022 – in time for the start of the new academic year or new semester.




Week Planner

The days of the week in columns – spread out on a full double page. All sizes, except Pocket, include a full column of space for Saturday and Sunday.




Weekly Planner – now available as 18-month version.

This planner starts at the beginning of July 2022, runs through the following year and ends on 31st December 2023.



Daily Planner

A whole page for each day of the week, including Saturdays and Sundays. To assist you in planning your day in detail, an hour is assigned to each line (from 7 am to 10 pm).



Academic Week Planner

Week Planner – but for a whole 18 months. This planner starts at the beginning of July, runs through the following year and ends on 31st December.

Hardcover

Weekly Planner & Notebook 2023




A good combination: A planner for appointments – a notebook for ideas and thoughts.

Every double page features a page with the calendar week on the left and a ruled notebook page on the right. With all overviews and features you would expect.

New: Now also available in Composition Hardcover format!






Product details

- Overview 2022, 2023 and 2024
- Year planner Jan 2023 – Dec 2024
- Phases of the moon and international holidays
- Project planner
- Separate **booklet** for birthdays, anniversaries and addresses
- Expandable pocket
- Detachable pages for notes
- 2 bookmarks
- Self-adhesive labels for archiving
- 80 g/m² acid-free paper
- 100 g/m² acid-free paper in Master size
- High ink compatibility



Weekly Planner & Notebook | Hardcover | 12 months

New

		Master 225 × 315 mm	Composition 178 × 254 mm	Medium 145 × 210 mm	Pocket 90 × 150 mm
Port Red		365869	365872	365880	365895
Red		-	-	365881	-
Rising Sun		-	-	365882	-
Pacific Green		-	365875	365885	365898
Stone Blue		-	365876	365887	365899
Navy		-	365877	365888	365900
Anthracite		-	-	365889	-
Black		365868	365870	365878	365893
Gold		-	-	365890	-
Silver		-	-	365891	-
Copper		-	-	365892	-
Lilac		-	365871	365879	365894
Vanilla		-	365873	365883	365896
Olive		-	365874	365884	365897
Ocean		-	-	365886	-

Softcover

Softcover

Weekly Planner & Notebook 2023



For those who prefer a flexible notebook cover, this popular planner is available as a Softcover – in Medium, Paperback and Pocket format.



JANUARY 2023	
2 MONDAY	
3 TUESDAY	
4 WEDNESDAY	
5 THURSDAY	
6 FRIDAY	
7 SATURDAY	8 SUNDAY
9 MONDAY	10 TUESDAY
11 WEDNESDAY	12 THURSDAY
13 FRIDAY	14 SATURDAY
15 SUNDAY	16 MONDAY
17 TUESDAY	18 WEDNESDAY
19 THURSDAY	20 FRIDAY
21 SATURDAY	22 SUNDAY
23 MONDAY	24 TUESDAY
25 WEDNESDAY	26 THURSDAY
27 FRIDAY	28 SATURDAY
29 SUNDAY	30 MONDAY
31 TUESDAY	

Product details

- Overview 2022, 2023 and 2024
- Year planner Jan 2023 – Dec 2024
- Phases of the moon and international holidays
- Project planner
- Expandable pocket
- Detachable pages for notes
- 2 bookmarks
- Self-adhesive labels for archiving
- 80 g/m² acid-free paper
- High ink compatibility

Weekly Planner & Notebook | Softcover | 12 months

		Medium 145 × 210 mm	Paperback 125 × 190 mm	Pocket 90 × 150 mm
Port Red		365903	365915	365923
Red		365904	-	-
Rising Sun		365905	-	-
Pacific Green		365908	365918	365926
Stone Blue		365910	365919	365927
Navy		365911	365920	365928
Anthracite		365912	-	-
Black		365901	365913	365921
Lilac		365902	365914	365922
Vanilla		365906	365916	365924
Olive		365907	365917	365925
Ocean		365909	-	-

Hardcover

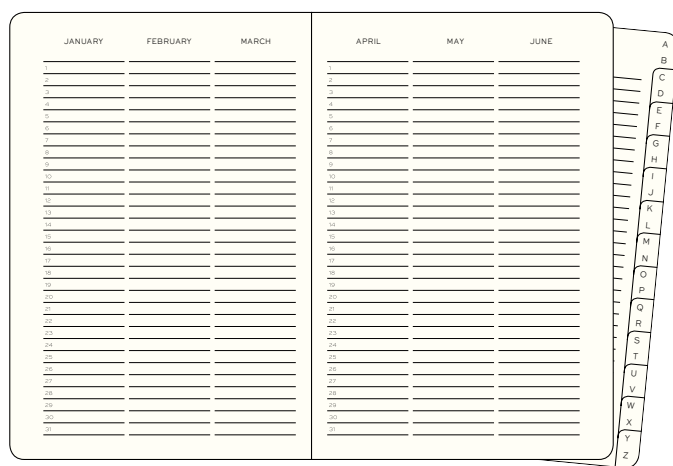

Weekly Planner 2023







A double page for each week. The Weekly Planner is the only planner that is available not only in Master, Medium and Pocket format, but also in Mini format (70 × 110 mm). This planner is big enough for you to keep yourself well-organised but still small enough to fit in your pocket.

Product details

- Overview 2022, 2023 and 2024
- Year planner Jan 2023 – Dec 2024
- Phases of the moon and international holidays
- Project planner
- Separate **booklet** for birthdays, anniversaries and addresses
(Mini planners without extra booklet.)
- Expandable pocket
- Detachable pages for notes
- 2 bookmarks
- Self-adhesive labels for archiving
- 80 g/m² acid-free paper
- 100 g/m² acid-free paper in Master size
- High ink compatibility



Weekly Planner | Hardcover | 12 months

		Master 225 × 315 mm	Medium 145 × 210 mm	Pocket 90 × 150 mm	Mini 70 × 110 mm
Port Red		-	365944	365952	365960
Pacific Green		-	365947	365955	-
Stone Blue		-	365948	365956	365963
Navy		-	365949	365957	-
Black		365941	365942	365950	365958
Lilac		-	365943	365951	365959
Vanilla		-	365945	365953	365961
Olive		-	365946	365954	365962

Softcover

Softcover

Weekly Planner 2023



Our popular Weekly Planner is also available as a lightweight Softcover – in the following formats: Medium and Pocket.

This planner focuses on weekly planning. The entire week is displayed over a double page, thereby offering a perfect overview of all your appointments and dates in any one week as well as sufficient room to jot them down.









JANUARY 2023	JANUARY 2023
2 MONDAY	5 THURSDAY
3 TUESDAY	6 FRIDAY
4 WEDNESDAY	7 SATURDAY 8 SUNDAY
WEEK 1	WEEK 1



Product details

- Overview 2022, 2023 and 2024
- Year planner Jan 2023 – Dec 2024
- Phases of the moon and international holidays
- Project planner
- Expandable pocket
- Detachable pages for notes
- 2 bookmarks
- Self-adhesive labels for archiving
- 80 g/m² acid-free paper
- High ink compatibility

Weekly Planner | Softcover | 12 months

		Medium 145 × 210 mm	Pocket 90 × 150 mm
Port Red		365966	365974
Pacific Green		365969	-
Stone Blue		365970	365977
Navy		365971	-
Black		365964	365972
Lilac		365965	365973
Vanilla		365967	365975
Olive		365968	365976

Hardcover

Week Planner 2023



Our Master, Composition and Medium Week Planners include a separate column for both Saturdays and Sundays. In Pocket size, Saturday and Sunday share a column. One week extends across columns covering a full double-page spread. One hour time slots per line (from 7 am to 10 pm).

For detailed daily planning and a clear overview of your week. The Week Planner is also available as an 18-month planner (see page 128).

New: Now also available in Composition Hardcover format!




Product details

- Overview 2022, 2023 and 2024
- Year planner Jan 2023 – Dec 2024
- Phases of the moon and international holidays
- Project planner
- Separate **booklet** for birthdays, anniversaries and addresses
- Expandable pocket
- Detachable pages for notes
- 2 bookmarks
- Self-adhesive labels for archiving
- 80 g/m² acid-free paper
- 100 g/m² acid-free paper in Master size
- High ink compatibility

Week Planner | Hardcover | 12 months

New

		Master 225 × 315 mm	Composition 178 × 254 mm	Medium 145 × 210 mm	Pocket 90 × 150 mm
Port Red		-	365981	365987	-
Stone Blue		-	365984	365990	-
Black		365978	365979	365985	365991
Lilac		-	365980	365986	-
Vanilla		-	365982	365988	-
Olive		-	365983	365989	-


Hardcover

Daily Planner 2023



A full page for every day including Saturday and Sunday.







Each hour has one line (from 7 am to 10 pm).
For daily planning. This layout is available in three sizes and in six assorted colours.



Product details

- Overview 2022, 2023 and 2024
- Year planner Jan 2023 – Dec 2024
- Phases of the moon and international holidays
- Project planner
- Expandable pocket
- Detachable pages for notes
- 2 bookmarks
- Self-adhesive labels for archiving
- 80 g/m² acid-free paper
- 100 g/m² acid-free paper in Master size
- High ink compatibility

Daily Planner | Hardcover | 12 months

		Master 225 × 315 mm	Medium 145 × 210 mm	Pocket 90 × 150 mm
Port Red		-	365995	-
Stone Blue		-	365998	-
Black		365992	365993	365999
Lilac		-	365994	-
Vanilla		-	365996	-
Olive		-	365997	-

Softcover

Softcover

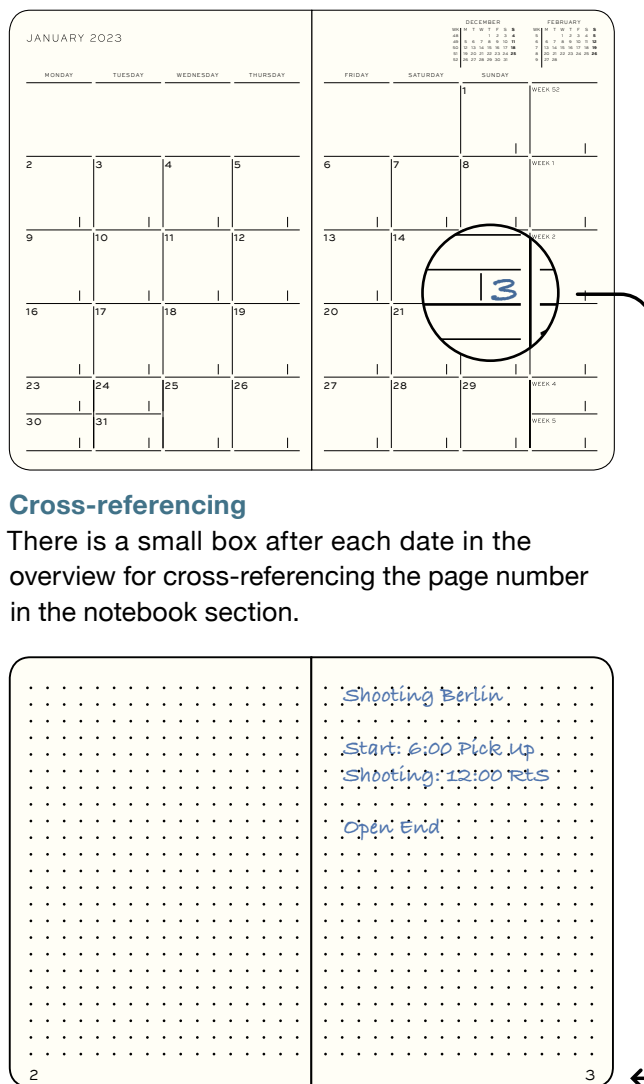
Monthly Planner with notebook 2023



Adapted to modern and fast-paced lifestyles, this planner model combines the advantages of a clear and concise planner with a fully-fledged notebook.

The Monthly Planner features a double-page spread for each month, with weeks listed horizontally underneath one another. Composition format has lined ruling for each day, whereas Paperback does not.

The notebook section can be found behind the planner and covers 138 pages. Boxes for cross-references and page numbers link the Monthly Planner with the notebook. Available in Composition (B5) and Paperback (B6+) Softcover format.









Cross-referencing

There is a small box after each date in the overview for cross-referencing the page number in the notebook section.

Product details

- 138 numbered notebook pages with blank table of contents
- 1 November 2022 – 29 February 2024
- Overview 2022, 2023 and 2024
- Year planner Jan 2023 – Dec 2024
- Phases of the moon and international holidays
- Project planner
- Expandable pocket
- Detachable pages for notes
- 2 bookmarks
- Self-adhesive labels for archiving
- 80 g/m² acid-free paper
- High ink compatibility

Monthly Planner with notebook | Softcover | 16 months

		Composition 178 × 254 mm	Paperback 125 × 190 mm
Port Red		366002	366008
Stone Blue		366005	366011
Black		366000	366006
Lilac		366001	366007
Vanilla		366003	366009
Olive		366004	366010

18 months

Weekly Planner & Notebook 2023

Delivery
from
April 2022!




The perfect symbiosis of planner and notebook over 18 months. The Weekly Planner & Notebook as an 18-month version begins in July 2022 – in time for the start of the new academic year or new semester.

This popular version of the planner combines our favourite everyday helpers, the planner and notebook, to make it especially clear and easy to use. The left-hand side of every double page features a weekly planner, whilst there is a ruled notebook page on the right.

Fully equipped with all LEUCHTTURM1917 overviews and details.







New: Now also available as light Softcover version!



Product details

- 1 July 2022 – 31 December 2023
- Overview 2022, 2023 and 2024
- Year planner July 2022 – Dec 2024
- Phases of the moon and international holidays
- Project planner
- Separate **booklet** for birthdays, anniversaries and addresses
(Softcover version without extra booklet.)
- Expandable pocket
- Detachable pages for notes
- 2 bookmarks
- Self-adhesive labels for archiving
- 80 g/m² acid-free paper
- High ink compatibility

Weekly Planner & Notebook | Hard- & Softcover | 18 months

		Medium 145 × 210 mm	Softcover Medium 145 × 210 mm
Port Red		366014	366020
Stone Blue		366017	366023
Black		366012	366018
Lilac		366013	366019
Vanilla		366015	366021
Olive		366016	366022

New

18 months

Weekly Planner 2023

Delivery
from
April 2022!



The 18-month Weekly Planner – one calendar week on each double page.

The horizontal layout of the weekdays provides maximum-sized fields for each weekday: Plenty of space and clarity for easy planning.

New: This planner model is a popular bestseller and is now also available as an 18-month planner.

Fully equipped with all LEUCHTTURM1917 overviews and details.

JANUARY 2023		JANUARY 2023	
2 MONDAY		5 THURSDAY	
3 TUESDAY		6 FRIDAY	
4 WEDNESDAY		7 SATURDAY	8 SUNDAY
WEEK 1		WEEK 1	



JANUARY	FEBRUARY	MARCH	APRIL	MAY	JUNE
1			1		
2			2		
3			3		
4			4		
5			5		
6			6		
7			7		
8			8		
9			9		
10			10		
11			11		
12			12		
13			13		
14			14		
15			15		
16			16		
17			17		
18			18		
19			19		
20			20		
21			21		
22			22		
23			23		
24			24		
25			25		
26			26		
27			27		
28			28		
29			29		
30			30		
31			31		

Product details

- 1 July 2022 – 31 December 2023
- Overview 2022, 2023 and 2024
- Year planner July 2022 – Dec 2024
- Phases of the moon and international holidays
- Project planner
- Separate **booklet** for birthdays, anniversaries and addresses
- Expandable pocket
- Detachable pages for notes
- 2 bookmarks
- Self-adhesive labels for archiving
- 80 g/m² acid-free paper
- High ink compatibility

Weekly Planner | Hardcover | 18 months

Port Red
Stone Blue
Black
Lilac
Vanilla
Olive



Medium
145 × 210 mm

New

366034
366037
366032
366033
366035
366036

18 months

Academic Week Planner 2023

Delivery
from
April 2022!



The Academic Week Planner begins in July 2022 ready for the start of the new academic year and spans 18 months.

The Academic Week Planner offers the perfect overview of all diary entries for an entire week on a double-page spread. It also enables detailed daily planning with vertical daily columns broken down into hours.

Fully equipped with all LEUCHTTURM1917 overviews and details.



Product details

- 1 July 2022 – 31 December 2023
- Overview 2022, 2023 and 2024
- Year planner July 2022 – Dec 2024
- Phases of the moon and international holidays
- Project planner
- Separate **booklet** for birthdays, anniversaries and addresses
- Expandable pocket
- Detachable pages for notes
- 2 bookmarks
- Self-adhesive labels for archiving
- 80 g/m² acid-free paper
- 100 g/m² acid-free paper in Master size
- High ink compatibility

Academic Week Planner | Hardcover | 18 months

		Master 225 × 315 mm	Medium 145 × 210 mm	Pocket 90 × 150 mm
Port Red		-	366027	-
Stone Blue		-	366030	-
Black		366024	366025	366031
Lilac		-	366026	-
Vanilla		-	366028	-
Olive		-	366029	-

Paper and cardboard storage solutions in the distinctive LEUCHTTURM1917 design. Did you know that the springback binder was the first item in our product range? We have over 100 years of expertise with products that offer solutions to help create more order in everyday life.

Storage

Cases and boxes	→	132
Card Cases		132
Book Box		134
Portfolios and Springback binders	→	136
Peka-Springback binders		136
Peka-Springback binders – Special sizes		138
Certificate Portfolio		140
Music Portfolio		141

Page 6

Card Cases

On the outside, it looks like a miniature notebook. In actual fact, it is a practical holder with room for up to 25 business cards, bank and credit cards, or even credit card-sized loyalty and identity cards.









Display

equipped with 32 Card Cases.
(W/H/D: 150 × 560 × 250 mm)

Item no.: 364727

Card Case

65 × 100 × 15 mm, with elastic closure

Powder		364417
Port Red		364418
Lemon		364419
Sage		364420
Navy		364421
Black		350140





Book Box



The LEUCHTTURM1917 Book Box in notebook design is simple back-to-back elegance for your bookshelf.






The box is an all-purpose storage star and ideal for creative minds. The dust-free design neatly stores everything in one place – from entire projects including all relevant documents and material samples to memorabilia from your last holiday.

Its A4 format has a depth of 5 cm. Slip the attached elastic band over the lid to close securely. As with our notebooks, the Book Box comes with a set of self-adhesive labels for identification.




Book Box

255 × 340 × 60 mm, with elastic closure

Port Red		361663
Red		347210
Pacific Green		361662
Navy		350410
Anthracite		350413
Black		342482

Peka-Springback binders





Since 1917 – irreplaceable for organising yourself and inspiring your creativity.







Springback binders allow you to bind documents, menus, recipes, photo prints and much more with very little effort, in a system that is as secure as a book yet highly flexible. With a durable, wipe-clean cover and an inside lining made of cardstock.

All springback binders are supplied with a set of labels for labelling the cover and spine.



Peka-Springback binders | A4

220 × 305 mm, 25 mm spine
for approx. 150 sheets

Port Red		361661
Red		341740
Pacific Green		361660
Navy		337226
Anthracite		345720
Black		318056




Peka-Springback binders

Special sizes

Our springback binders can be used in many ways. For example, as a stylish menu.

In addition to our colourful classics, we can meet further requirements in terms of capacity

and size. We have responded to regular customer requests for a 'Landscape' springback binder, which can be used, for example, by artists to store and display their drawings in the right format.



Peka-Springback binder | Special sizes

	A4 Landscape 305 × 220 mm	A4 220 × 305 mm	A5 165 × 220 mm
Capacity (with 80 g/m ² paper)	approx. 150 sheets	approx. 500 sheets	approx. 150 sheets
Spine	25 mm	45 mm	25 mm
Black	356057	303202	300582







Certificate Portfolio

For storing important documents securely; also suitable for the stylish presentation of printed documents.

The 20, 40 or 60 sturdy, document-quality clear punched portfolio pockets enable a protective yet appealing presentation of certificates, deeds and other important documents.



Certificate Portfolio

Overall size 255 × 325 mm, Pocket size 218 × 295 mm

		20 pockets	40 pockets	60 pockets
Black		314763	320023	342494



Music Portfolio

We provide a variety of ways to store sheet music and lyrics.

Composers use our Master Slim notebook with staves especially for writing down musical notation (see page 91). Others appreciate the advantages of a springback binder. This is a simple music folder where you can store music sheets as well as copies.



Music Portfolio

A sturdy and attractive portfolio case with elastic closure and two transparent corner pockets as well as three elastic rubber bands for attaching copies or music sheets.

Music Portfolio with hand strap

An additional, sturdy elastic strap at the back. Simply place your hand inside, and the portfolio can be held securely with one hand, e.g. in the choir, leaving the other hand free to turn the page.

Music Portfolio

265 × 335 mm

		Without hand strap	With hand strap
Black	■	339269	317520

Use your point of sale as a stage to showcase your products.

In addition to shopfitting systems, we offer you displays and communication material to perfectly present our products and the LEUCHTTURM1917 brand. We also offer constantly changing visual merchandising concepts to promote new products and special editions.

Sales promotion

Basics	144	POS materials	→ 161
Shopfitting systems	→ 146	for the Drehgriffel Nr. 1	161
Illuminated shelving	146	for the 120G Edition	162
Illuminated gondola	148	for the Bullet Journal® – Edition 2	163
Shelf Talker	149	for the Start-up Journal	164
Displays	→ 150	for the Change Journal	165
Tower and counter displays	150	Sample books	166
Displays and POS materials		Bookrest	166
for the Smooth Colours	→ 152	Flyer	167
Shop window	→ 154	Posters	168
Table displays	→ 156		
for notebooks	156		
for Jottbooks and sketchbooks	158		
for accessories	159		
for the Drehgriffel Nr. 1	160		

7

otion

Basics

Besides offering excellent product quality, high performance details and a clear design language, LEUCHTTURM1917 stands, first and foremost, for a huge range of colours.

You can achieve the best possible effect at the POS with these colour concepts by simply adhering to a few basics that we have put together for you.

The LEUCHTTURM1917 colour concept

Rising Sun, Aquamarine and Stone Blue are added to the classic rainbow.



The new colours featured in our Smooth Colours assortment are not incorporated into the rainbow, but are presented as a secondary or special placement in their very own harmonious colour scheme.





Colour concept

Our experience has shown that a significantly better sales result can be achieved by adhering to two principles:

Principle 1

Colours should always be presented in blocks – this achieves maximum impact.

Principle 2

Notebooks should always be presented in blocks of the right colour family.



The natural gradation of the colour spectrum should be used as a guide.

It may be helpful to divide the range of colours into colour groups and present these accordingly.



Shopfitting systems



Illuminated shelf 1 m

For 30× Pocket, 85× Medium, 20× Composition, 5× Master Classic and 20× Master Slim Hardcover notebooks and 35× Pocket, 40× Paperback, 50× Medium and 20× Composition Softcover notebooks. Also for 40 Pen Loops and 60 pencils.

(W/H/D: 103 × 219 × 56 cm) Item no.: 345531

Illuminated shelving

Ideally positioned to illuminate LEUCHTTURM1917 notebooks, their colours and features. A light is located underneath the shelving to let the notebook colours shine in all their glory. New products and highlights – such as the Smooth Colours range shown below – should always be presented on the upper level.



Illuminated shelf 2m

For 60× Pocket, 170× Medium, 40× Composition, 10× Master Classic and 40× Master Slim Hardcover notebooks and 70× Pocket, 80× Paperback, 100× Medium and 40× Composition Softcover notebooks. Also for 80 Pen Loops and 120 pencils.

(W/H/D: 205 × 219 × 56 cm) Item no.: 354658

Illuminated gondola

Customers like to be inspired and are always on the lookout for a surprise. Again and again, they want to touch, try out and let the products, including their quality, give them a feeling of inspiration. We've taken these needs to heart and have developed a gondola with shelves that light up and display various features to promote sales.



1. Top-quality imitation concrete
2. A stage for highlighting products
3. Illuminated showcase
4. Shelf space on three sides

Illuminated gondola

For 45× Pocket, 200× Medium, 10× Composition and 20× Master Slim Hardcover notebooks and 20× Pocket, 40× Paperback, 40× Medium and 20× Composition Softcover notebooks. Also for 60 Pen Loops and 120 pencils.

(W/H/D: 132.5 × 142.7 × 68.8 cm) Item no.: 359354

If you need further information or have any individual requirements, please ask your sales agent or contact us at: sales@leuchtturm1917.com or phone: +49 (0)4152 - 801-160.

Shelf Talker

Our bookends and shelf talker fit perfectly into the LEUCHTTURM1917 furniture and enable your customers to gain a quick overview thanks to advertising cards which serve as anchor points.

Bookend | Grey

This bookend features a horizontal and vertical clear pocket for advertising cards.
(W/H/D: 225 × 250 × 150 mm)

Item no.: 347376

Shelf Talker

The shelf talker can be fixed to the shelves with a glue dot. The advertising card is placed in a transparent pocket. Available in two different widths.

Wide version

(W/H/D: 225 × 40 × 150 mm)

Item no.: 358159

Narrow version

(W/H/D: 113 × 40 × 150 mm)

Item no.: 358160



Please
note!

Bookends and shelf talkers do not contain any advertising cards. Please order the suitable advertising cards separately:

Advertising cards for the bookend or shelf talkers

	for bookends	for shelf talker wide	for shelf talker narrow
LEUCHTTURM1917 Logo	358338	358345	358352
Softcover	358339	358346	358353
120G Edition	366225	366226	366227
Bullet Journal®	358341	358348	358355
Start-up Journal	366222	366223	366224
Change Journal	360532	360534	360533
Some Lines A Day	358497	358506	358513
Sketchbooks	358502	358509	358516
Planners 2023	362745	360522	362746
Smooth Colours	366096	366095	366094

Tower & counter displays

These displays have a modular construction and can therefore be altered or extended at any time. They rotate and each module is supplied with transparent clip bars for price labelling. Perfect for presenting notebooks and/or planners.

40 cm Tower display



**27 cm Tower display
Hardcover**



**27 cm Tower display
Softcover**



27 cm Counter display



Display adapter

Item no.: 343757












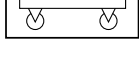

Pen Loop Wobbler (Delivery without pencil.)

Item no.: 345714




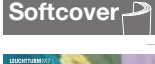



Modular design

Construct your unique display in modules. We would be happy to provide you with suggestions or advise you regarding mounting.

		40 cm Tower display (measuring 40 × 40 cm)		27 cm Tower display (measuring 27 × 27 cm)	
	Display crown Height: 15 cm	With acrylic frame for replacing the display header	332992	With acrylic frame for replacing the display header	312798
	Module Mini Height: 13 cm	4 sides to hold 21 Hardcover notebooks	344121	4 sides to hold 12 Hardcover notebooks	344120
	Module Pocket Height: 17 cm	4 sides to hold 18 Hardcover notebooks / 27 Softcover notebooks / 9 Daily Planners / 18 Weekly Planners	322875	4 sides to hold 10 Hardcover notebooks / 14 Softcover notebooks / 5 Daily Planners / 10 Weekly Planners	327614
	Module Paperback Height: 21 cm	4 sides to hold 21 Softcover notebooks	358333	4 sides to hold 10 Softcover notebooks	358332
	Module Medium Height: 23 cm	4 sides to hold 13 Hardcover notebooks / 22 Softcover notebooks / 8 Daily Planners / 15 Weekly Planners	335486	4 sides to hold 6 Hardcover notebooks / 9 Softcover notebooks / 4 Daily Planners / 8 Weekly Planners	300653
	Module Landscape Height: 17 cm	Each module holds 32 sketchbooks	364540	Each module holds 13 sketchbooks	364542
	Module Composition Height: 27 cm	4 sides to hold 11 Hardcover notebooks / 16 Softcover notebooks / 11 Monthly Planners with notebook	350546	4 sides to hold 4 Hardcover notebooks / 6 Softcover notebooks / 5 Monthly Planners with notebook	350547
	Module Square Height: 25 cm	Each module holds 28 sketchbooks	364541	Each module holds 14 sketchbooks	364543
	Module Master Height: 34 cm	4 sides to hold 7 Master Classic / 10 Master Slim / 5 Daily Planners / 9 Weekly Planners	331979	11 Master Classic / 17 Master Slim / 6 Daily Planners / 13 Weekly Planners per module	330095
	Floor pedestal	Rotating (Height: 30 cm) with four castors, two lockable	303534	Rotating (Height: 24 cm) with four castors, two lockable	318317
	Counter pedestal Height: 6 cm	–	–	Rotating	328489

Display cards

	Logo	362042	Logo	362283
	Planners 2023	362755	Planners 2023	362752
	Sketchbooks	364678	Sketchbooks	364677
	Softcover	354157	Softcover	354155
	–	–	Smooth Colours	366084



Smooth Colours

Displays and POS materials

The Smooth Colours collection requires its own stage to be properly presented – apart from the classical LEUCHTTURM1917 colour range. Our display modules are made for this purpose.

Counter display

Smooth Colours – mixed

Rotating acrylic display tower, completely stocked. 48 Hardcover notebooks (12 per colour), 40 Softcover notebooks (10 per colour), 40 Pen Loops (10 per colour) including Pen Loop adapter, 40 pencils (10 per colour) including pencil glass.

Modules can be ordered separately, see page → 151

Display card Smooth Colours

Item no.: 366084

Display card Logo

Item no.: 362283



Step display

Smooth Colours – mixed

Perfect display for combining Hardcover and Softcover notebooks of the Smooth Colours range. The example shown here is filled with 32 Hardcover notebooks (8 per colour) and 24 Softcover notebooks (6 per colour). (W/H/D: 475 × 405 × 400 mm)

Step display incl. foam board and sticker "Smooth Colours"

Item no.: 366085



Wooden display


Smooth Colours

20 Hardcover notebooks (5 per colour) or 32 Softcover notebooks (8 per colour) can be presented in our wooden display. (W/H/D: 385 × 360 × 215 mm)

Wooden display, unequipped
Foam board

Item no.: 347230

Item no.: 366078



Poster

Smooth Colours

Poster excl. mounts. A1, 594 × 841 mm.

Key Visual – Portrait format

Item no.: 366082

Poster excl. mounts. A1, 841 × 594 mm.

Key Visual – Landscape format

Item no.: 366081

Drehgriffel Nr. 1 Display

Smooth Colours

For 20 Drehgriffel Nr. 1 (5 pcs. of each colour)

(W/H/D: 270 × 320 × 80 mm)

Item no.: 366091



Metal frame display A3

Smooth Colours

24 Hardcover notebooks (6 per colour) or
32 Softcover notebooks (8 per colour) can be
presented in this metal frame display.


(W/H/D: 650 × 600 × 200 mm)

Metal frame display A3, unequipped
Foam board

Item no.: 362722

Item no.: 366090

Shop window



Put on your own show! You can benefit from our products and innovations because we offer year-round shop window concepts, tailored according to your dimensions and requirements.

For more details about this service, please do not hesitate to contact us or send an email to: sales@leuchtturm1917.com



Table displays

for notebooks

Metal frame display

The frame displays are perfect for presenting goods on the counter. The foam board with the motif can be attached and replaced using clips. Thanks to the filigree frame, all the display contents are visible. 30 notebooks (Hardcover Medium) can easily be stored in the display.

Metal frame display A3

(W/H/D: 650 × 600 × 200 mm)

Metal frame display A3, unequipped Item no.: 362722

Foam board: Denken mit der Hand

for metal frame display A3 – Landscape format

(W/H: 470 × 350 mm)

Item no.: 364763



Metal frame display A1

(W/H/D: 600 × 840 × 300 mm)

Metal frame display A1, unequipped Item no.: 362721

Foam board:

Denken mit der Hand

for metal frame display A1 – Portrait format

(W/H: 420 × 594 mm)

Item no.: 364748

Wooden display

This display presents 20 Medium Hardcover notebooks – which is equivalent to two packaging units. The colours really stand out against the grey background.

(W/H/D: 385 × 320 × 215 mm)

Display, unequipped

Item no.: 347230





Step display

This step display is just right for presenting notebooks in different formats – either Hard- or Softcover. Exemplified filling with Softcover notebooks: 48× Composition and 20 × Pocket or with Hardcover notebooks: 10 × Master Slim, 12 × Medium and 20 × Pocket.

(W/H/D: 480 × 180 × 320 mm)

Step display, unequipped

Item no.: 350727

Table Display “Wave”

These displays can be presented together, either next to or behind one another (e.g. in front of a wall) and provide both a striking yet harmonious look. Ideal for presenting 24 Medium Hardcover notebooks.

(W/H/D: 95 × 160 × 620 mm)

Table display “Wave”, unequipped

Item no.: 350728



Acrylic table display

Suitable for presenting our notebooks and planners in the format Pocket, as well as for Medium or even Master.

(W/H/D: 500 × 210 × 170 mm)

Table display, unequipped

Item no.: 339918

Displays

for Jottbooks and sketchbooks

Jottbook Display

The Jottbook Double is available in colour-coordinated twin packs with corresponding coloured fore edges. Both aspects are highlighted in this display. Room for 24 × Pocket (double pack) and 32 × Medium (double pack).

(W/H/D: 310 × 460 × 215 mm)

Jottbook display, unequipped

Item no.: 347222



Step display – Sketchbooks

The step display presents the sketchbooks in all four available formats: For 8 × Master, 8 × Square, 12 × Medium, 8 × Medium Landscape.

(W/H/D: 500 × 380 × 170 mm)

Step display, unequipped
Foam board

Item no.: 350727

Item no.: 362724

Sketchbook easel

Modelled on an artist's easel, this display leaves no doubts as to the artistic purposes of the sketchbooks it holds. The wooden display is made from robust MDF. We supply the display as a self-assembly kit which is simple to construct. For 14 × Master, 11 × Square, 40 × Medium and 18 × Medium Landscape sketchbooks.

(W/H/D: 640 × 1713 × 600 mm)

Sketchbook easel, unequipped

Item no.: 347135



Table displays

for accessories

All display options on this page come unequipped – without the products.



Pen Loop display for 40 Pen Loops

This display has been designed to present the Pen Loop effectively in the smallest possible amount of space. It is the perfect set-up to push impulsive buying behaviour – suitable for table or shelf presentation.

(W/H/D: 210 × 200 × 190 mm)

Item no.: 350726



Pen Loop display for 20 Pen Loops

Wooden display for presenting 20 Pen Loops.

(W/H/D: 105 × 195 × 220 mm)

Item no.: 362224



Card Case display

This display does not take up much space and is ideal for presenting goods on the counter – for up to 32 card cases.

(W/H/D: 150 × 560 × 250 mm)

Item no.: 364726



Pencil display

Glass with logo engraving for up to 30 pencils.

Item no.: 357761

Table displays

for the Drehgriffel Nr. 1

Drehgriffel Nr. 1 | ballpoint pen

This table display can hold 54 Drehgriffel. A sample pen is also featured, which is securely attached to the display as well as a notepad so that customers are able to get the feel of the pen and can try writing with it.
(W/H/D: 230 × 315 × 140 mm)

Display Drehgriffel Nr. 1
ballpoint pen, unequipped

Item no.: 363092

Display Drehgriffel Nr. 1
ballpoint pen, equipped

Item no.: 363091

Notepad

can be ordered separately

Item no.: 363062



Drehgriffel Nr. 1 | with gel refill

Our Drehgriffel Nr. 1, featuring a gel refill, is also available as a set in a corresponding display. The set consists of 54 Drehgriffel in 12 different colours. There is a sample pen, which is securely attached to the display and a notepad so that customers are able to get the feel of the pen and can try writing with it.
(W/H/D: 235 × 415 × 140 mm)

Display Drehgriffel Nr. 1
with gel refill, unequipped

Item no.: 364785

Display Drehgriffel Nr. 1
with gel refill, equipped

Item no.: 364787

Notepad

can be ordered separately

Item no.: 363062

Drehgriffel Nr. 1

POS materials

The Drehgriffel Nr. 1 is more than just a writing instrument – it is rather a design object. Use our POS material to present the Drehgriffel in the best possible way.

1. Gigagriffel

made of Styrodur, 160 mm

To decorate your POS or a suitably designed shop window, we will be happy to provide you with Gigagriffel in selected colours. Please contact our sales team.

2. Poster A1 – ballpoint pen

(W/H: 594 x 841 mm)

Item no.: 363094

3. Poster A1 – with gel refill

(W/H: 594 x 841 mm)

Item no.: 364792



1



2



4



4. Acrylic display

for 1 Drehgriffel

Item no.: 363060

for 3 Drehgriffel

Item no.: 363061

5. Base for the Drehgriffel display

to highlight the display at the POS.

(W/H/D: 300 x 150 x 220 mm)

Item no.: 366576



5



3

120G Edition

POS materials

To quickly communicate the quality of the 120 g/m² paper to your customers, we will gladly provide you with the right POS materials.

1. Poster A1

(W/H: 594 × 841 mm)

Item no.: 364664

2. Acrylic poster display A4

(W/H/D: 210 x 300 x 95 mm)

Item no.: 365431

3. Metal frame display A3

equipped with 24 notebooks, 6 per colour.

(W/H/D: 650 x 600 x 200 mm)

Item no.: 365428

4. Step display

equipped with 36 notebooks, 9 per colour.

(W/H/D: 475 x 400 x 405 mm)

Item no.: 363709



1



2



3



4

Bullet Journal® – Edition 2

POS materials

For productivity and focused thinking. Compared to the previous version, the Bullet Journal® – Edition 2 contains lots of new features. We can provide you with the ideal POS materials, so you can quickly make your customers aware of the new features.

1. Poster A1

Item no.: 364669

2. Metal frame display A3

equipped with 20 Bullet Journals®.
(W/H/D: 650 x 600 x 200 mm)

Item no.: 364751

3. Acrylic poster display A4 Bullet Journal® – Edition 2

Item no.: 364758


4. Acrylic poster display A4 Bullet Journal® – Edition 2 with additional information on Bullet Journaling

Item no.: 365250

5. Wooden display

equipped with 14 Bullet Journals®.
(W/H/D: 385 x 360 x 215 mm)

Item no.: 363688



Start-up Journal

POS materials

The Start-up Journal was developed for budding entrepreneurs and gives them guidance on how to set up a business. To quickly communicate the quality and the content of the Start-up Journal to your customers, we will gladly provide you with the right POS materials.

1. Wooden display Start-up Journal

Display available as a set with 5 journals per colour – Rising Sun and Stone Blue.
(W/H/D: 385 × 320 × 215 mm)

Item no.: 364657

2. Acrylic poster display A4

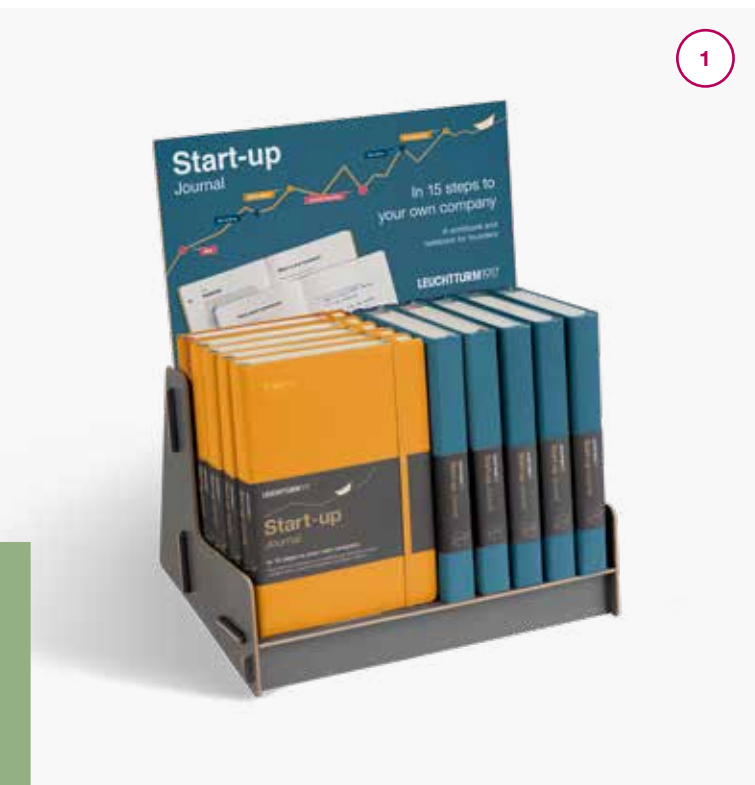
Item no.: 364756

3. Sample copy – Medium A5

Item no.: 363846

4. Poster A1

Item no.: 364667



Change Journal

POS materials

So much more than a notebook – our dedicated POS materials help explain and present the theme book in the best possible way.

1. Wooden display Change Journal

Display equipped with 10 Journals, 5 per colour.
(W/H/D: 385 × 320 × 215 mm)

Item no.: 360446

2. Acrylic poster display A4

Item no.: 361689

3. Sample copy – Medium A5


Item no.: 361691

4. Poster A1 – Books


Item no.: 361368

5. Poster A1 – Key Visual

Item no.: 361360



POS materials



Sample books

Give your customers an opportunity to discover the advantages of our notebooks. We have developed sample books, so that customers can explore their special features. Order these free sample books regularly, so that your display and shelf always looks tidy.

Sample book, Master Slim

Item no.: 343537

Sample book, Medium

Item no.: 343540

Bookrest

This small acrylic bookrest highlights our notebooks. Ideal for decorating shop windows or tables.

(W/H/D: 105 × 150 × 100 mm)

Item no.: 334223



Presenter

The presenter enables optimal display of one Medium and one Pocket notebook. The acrylic sleeve at the back makes it easy to replace advertising material.

(W/H/D: 248 × 340 × 100 mm)

Item no.: 362758



Acrylic poster display A4 – Planners 2023

Acrylic poster display for promotional images in A4 – perfect for the planner season.

(W/H/D: 210 × 300 × 98mm)

Item no.: 362769

Flyer

Product flyers help communicate the variety and features of LEUCHTTURM1917 notebooks at the point of sale, while also saving space.

The A6 format fits perfectly in our display adapter (see p. 150). This means that the flyers can be presented where they are needed – next to the product.

Flyer
Display adapter

Item no.: 346230

Item no.: 343757



Posters

For decoration purposes or for promoting the brand.

Order now in the standard A1 format (841 x 594 mm | 594 x 841 mm). Upon request, we will gladly quote for your specific desired size – please get in touch.



Denken mit der Hand

A1, 841 × 594 mm.

Item no.: 364671



Denken mit der Hand

A1, 594 × 841 mm.

Item no.: 364795



Colour stack 2022

A1, 594 × 841 mm.

Item no.: 358227



Colour range 2022

A1, 841 × 594 mm.

Item no.: 355714



Drehgriffel Nr. 2
A1, 594 × 841 mm.
Item no.: 366619



Outlines
A1, 841 × 594 mm.
Item no.: 364668



Planners 2023 – Colour range
A1, 594 × 841 mm.
Item no.: 366229



Planners 2023 – Smooth Colours
A1, 841 × 594 mm.
Item no.: 366232


Not just any notebook – your notebook.

Cover colour, format, ruling, elastic enclosure band and bookmark – discover the variety of our infinite combination possibilities. **Do you already know about our name embossing and engraving service?** Offer your customers personalised added value – it's easy because, as your partner, we are with you all the way.

Customi

Personalisation	→ 172
Name embossing – Notebook	174
Name engraving – Drehgriffel	176
Logo embossing	→ 178
Finishing	→ 180

8 sation



Personalisation

Emboss a name on a notebook or engrave a name on a Drehgriffel. You can offer your customers this personalised added value with a minimum of effort – because as your partner, we're right at your side.

The customer selects the desired LEUCHTTURM1917 product in the shop, decides on the embossing or engraving and pays you. You send us the order and we send the finished product to your shop or – on request – to your customer's address.



Embossing on notebooks

Embossing is personalisation that you can feel. That differentiates it from printing and makes it so special. We offer two font styles and up to 19 different embossing colours for the hot-foil embossing process. Up to three lines can be embossed, one below the other.



Engraving on the Drehgriffel

The name is engraved with a precision machine on the side opposite to the one with the Drehgriffel logo. The engraving is done discreetly in Helvetica font style. The colour always matches the logo, which is either white or black.



Your Customer Service

We provide you with a complementary sample set to present Embossing-as-a-Service in your shop. The sample set includes:

- 3 sample notebooks with name embossing (Master, Medium, Pocket)
- Acrylic display A4 with advertising poster
- Schedule for the organisation
- Order forms

Are you interested in offering this service?
Please contact us via email at:
sales@leuchtturm1917.com































































Name embossing

Offer your customers an extra special service:

Notebooks with individual name embossing – a personal touch that adds value.

Your customer selects the cover colour, format and ruling of the desired LEUCHTTURM1917 notebook and determines what they want to have embossed. We provide pre-printed forms to help your customer decide between two font styles and 19 embossing colours. The customer pays you for the book and the service. You send us the order and we send the embossed product back to your shop or – on request – directly to your customer's address.

Covers	Embossing foils	Pen Loops
 Powder	 Lavender	 Powder
 Port Red	 Pink	 Port Red
 Berry	 Dark Pink	 Berry
 Red	 Signal Red	 Red
 Rising Sun	 Brick Red	 Rising Sun
 Lemon	 Orange	 Lemon
 Sage	 Lemon	 Sage
 Pacific Green	 Grass Green	 Pacific Green
 Aquamarine	 Fresh Green	 Aquamarine
 Royal Blue	 Azure	 Royal Blue
 Navy	 Navy	 Navy
 Stone Blue	 Chocolate Brown	 Stone Blue
 Army	 Anthracite	 Army
 Anthracite	 Light Grey	 Anthracite
 Black	 Black	 Black
 Lilac	 White	 Lilac
 Vanilla	 Silver	 Vanilla
 Olive	 Gold	 Olive
 Ocean	 Copper	 Ocean
 Gold	 Blind embossing	 Gold
 Silver		 Silver
 Copper		 Copper

Fonts

Choose between two different fonts for your personalised embossing:

1 **Grotesk 24 pt**
letter height 6 mm

2 **Antiqua Bodoni 20 pt**
letter height 5 mm





Your Customer Service

We provide you with a complementary sample set to present Engraving-as-a-Service in your shop. The sample set includes:

- One engraved sample Drehgriffel
- Acrylic display A4 with advertising poster
- Schedule for the organisation
- Order forms

Are you interested in offering this service?
Please contact us via email at:
sales@leuchtturm1917.com

Name engraving

As personal as a signature – your name engraved on the Drehgriffel. We offer this service to your customers. Your customer selects the Drehgriffel in your shop. The customer then pays you for the Drehgriffel and engraving service. You send us the order and we send the engraved product back to your shop or – on request – directly to your customer's address.

Drehgriffel Nr. 1

White



Powder



Port Red



Red



Rising Sun



Lemon



Sage



Pacific Green



Aquamarine



Navy



Stone Blue




Black




Smooth Colours

Lilac



Vanilla



Olive



Ocean



Notebooks are brand ambassadors.

Combine the individuality of your brand with the individuality of a notebook and refine this with an **embossed logo**. Whether blind or colour-embossing – turn your brand into a constant companion for your customers or employees.





Wrap band and premium packaging

Use the wrap bands for your own communication and give the notebook the perfect outfit to make a good first impression. It's not just the content that counts, the packaging is also important. Our gift boxes can also be customised with an UV print.





Highlights





A natural relationship

Writing down your thoughts in a notebook is, in itself, a truly long-term affair – especially if the notebook is made by our company.

Family businesses are sustainable.

We have been producing fine stationery for more than one hundred years. As a North German family-owned enterprise, we proceed with Hanseatic calm, determination and foresight. While we continuously improve the quality of our products and processes, we remain dedicated to taking responsibility for our employees, our social environment and increasingly for our partners, whose production processes we help to adapt to the highest international standards.

Our paper is sustainable.


The owners of our notebooks, sketchbooks and planners make their entries with fountain pens, ballpoint pens, crayons and pencils of different thicknesses and origins. To suit each individual application, we strive for the perfect paper in the appropriate quality, smoothness and grammage. Paper that is 100% recycled would not meet this requirement. We therefore use paper that also contains long fibres obtained from fresh pulp. Of course, all of our papers are FSC-certified. Because at LEUCHTTURM1917, we have been dealing with this issue for a long time; we even keep track of the development of paper produced in the paper mills that supply us.

Our processing methods are sustainable.

We print the pages and covers of our notebooks, planners and sketchbooks with mineral oil-free, water-based inks and varnishes. Our products also meet the stringent requirements of the EU REACH chemicals regulation, which is based on the rigorous Californian “Proposition 65”, a type of continuously updated list to protect drinking water, the environment and people from substances that are hazardous to health. Here too, we do not wait until the laws become stricter, but see ourselves as part of the solution – with sustainable innovations that we develop together with our partners.

Notebooks, planners and sketchbooks are sustainable at heart.

Anyone who writes down their thoughts and ideas with pen and paper is holding on to them and thus deliberately creating a potential personal archive. Our books are not consumer goods; they are consumer durables that become valuable objects when used. Month after month, they are indispensable companions and – once all pages have been filled with writing – are never disposed of. Most of our customers save their notebooks, planners and sketchbooks, because they contain precious memories, ideas and personal history that are treasured most. It doesn't get more sustainable than that.



LEUCHTTURM 1917

Denken mit der Hand*

Think



Think
with the
hand

*Writing by hand is thinking on paper.
Thoughts grow into words, sentences and
pictures. Memories become stories. Ideas
are transformed into projects. Notes inspire
insight. We write and understand, learn,
see and **think – with the hand.**

with the hand

Contact & Service

+ B2B-Onlineshop

b2b.leuchtturm1917.com

Order from the comfort of your own four walls 24/7 in our B2B shop and receive additional information on our offers and availability.

+ Newsletter

Subscribe to our B2B newsletter and we will let you know about our latest product releases, offers and developments on a regular basis.

+ Master Data

As an alternative to an EDI connection, we can also provide you with our product specifications as master data in Excel format.

+ Store Finder

On our website – leuchtturm1917.com – we offer you the option of registering your shop free of charge in the area Store Finder. You'll then be visible to customers as an authorised LEUCHTTURM1917 retailer.

+ Ordering via email:

sales@leuchtturm1917.com

Request our order form as an Excel template and send us your orders at any time via email.

+ Social Media

As well as providing updates on our latest activities and products, we interact with our customers to gain interesting insights about our products.

+ Article list with bar codes

sales@leuchtturm1917.com

We will gladly supply you with our article list with bar codes to simplify your ordering process.



Follow us on our social media channels!

+ Image Database

Please request your personal access data via **marketing@leuchtturm1917.com**.



→ leuchtturm1917



→ Leuchtturm1917



→ Leuchtturm1917

LEUCHTTURM1917

Email sales@leuchtturm1917.com
Phone +49 (0) 41 52/801-1 60
Fax +49 (0) 41 52/801-2 22
Online www.leuchtturm1917.com

LEUCHTTURM GRUPPE GMBH & CO. KG
Am Spakenberg 45
21502 Geesthacht
Germany

Drehgriffel



Drehgriffel Nr. 2 – the pencil.

With a fine sense of creativity. The graphite colouring of the lacquered tip, the twist mechanism and the logo lettering emphasise the function and character of the Drehgriffel Nr. 2. Made of aluminium and brass, it ensures a perfect equilibrium and a particularly pleasant feel whenever it touches the paper. The front tip (fine-tip) is milled from polished steel and forms a harmonious transition to the 0.7 mm thin graphite refill.

www.leuchtturm1917.com